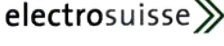



SPCO
makes life easier



UG, UG A
Stainless Steel
Submersible Pumps, 60Hz

Approvals

		CB TEST CERTIFICATE	Ref. Certificate No. CH-3431
IEC SYSTEM FOR MUTUAL RECOGNITION OF TEST CERTIFICATES FOR ELECTRICAL EQUIPMENT (IECEE) CB SCHEME			
Issued by:	Electrosuisse		
Product:	Horizontal and vertical multistage pumps		
Applicant:	Swiss Pump Company AG	Schorenstrasse 48 CH-3645 Thun-Gwatt	Switzerland
Manufacturer:	Swiss Pump Company AG	Schorenstrasse 48 CH-3645 Thun-Gwatt	Switzerland
Factory:	Swiss Pump Company AG	Schorenstrasse 48 CH-3645 Thun-Gwatt	Switzerland
Rating and principal characteristics:	220 - 240V~, 50/60Hz, 0.37 - 1.5kW; class I, IP55, (see appendix 1) 3 x 200 - 480V~, 50/60Hz, 0.18 - 30kW; class I, IP55		
Trade mark (if any):	SPCO		
Model/Type reference:	HM ..., CH ..., VM ..., CDL ..., ND ..., CC ... (see appendix 1)		
Additional information:	---		
Sample of product tested to be in conformity with IEC:	60335-1(ed.4);am1 60335-2-1(ed.3);am1	National differences: EU Group Differences; EU Special National Conditions; EU A-Deviations	
Test Report Ref. No:	06-HG-0218.01 + .02		
This CB Test Certificate is issued by the National Certification Body:			
Electrosuisse Luppenstrasse 1, CH-8320 Fehraltorf, Switzerland			
Signed by: Hans Rischmann			
Date of issue: 2006-11-16			



THE INTERNATIONAL CERTIFICATION NETWORK

CERTIFICATE

IQNet and SQS
hereby certify that the organization

Swiss Pump Company AG
CH-3645 Thun-Gwatt

Certified area

Whole company

Field of activity

Pumps- and Controlsystems

has implemented and maintains a
Management System
which fulfills the requirements of the following standard

ISO 9001:2008

Scope No: 29
Issued on: 2008-12-20
Validity date: 2011-12-19
Registration Number: **CH-32160**



René Wasmer
René Wasmer
President of IQNet



Theodor Zahner
Theodor Zahner
Managing Director SQS

IQNet Partners*:
 AENOR Spain AFNOR Certification France AIB-Vincotte International Belgium ANCE Mexico APCER Portugal CISQ Italy CQC China
 CQM China CQS Czech Republic Cro Cert Croatia DQS Holding GmbH Germany DS Denmark ELOT Greece FCAV Brazil
 FONDOROMA Tecnocerta HKQAA Hong Kong China ICNTEC Colombia IMQC Mexico Imperia Certification Poland IRAM Argentina
 JQA Japan KFQ Korea MSZT Hungary Nemko AS Norway NSAI Ireland PCBC Poland Quality Austria Austria RR Russia SII Israel
 SIQ Slovenia SIRIM QAS International Malaysia SQS Switzerland SRAC Romania TEST St Petersburg Russia TSE Turkey YUQS Serbia
 IQNet is represented in the USA by: AFNOR Certification, CQS, DQS Holding GmbH and NSI Inc.

* The list of IQNet partners is valid at the time of issue of this certificate. Updated information is available under www.iqnet-certification.com



General Data

Submersible Pumps - UG Series	page	4
Performance Range		5
Pump Range		6
Motor Range		6
Applications		7
Type Key		7
Pumped Liquids		7
Operating Conditions		7
Curve Conditions		7
Features and Benefits		8
Material Specification		9
Parts		11
Installation Drawing		12
Pump Design Sheet		13

Technical Data

UG1A	page	14
UG2A		16
UG3A		18
UG5A		20
UG8A		22
UG14A		24
UG17		26
UG30		31
UG46		36
UG60		41
UG77		46
UG95		51
UG125		56
UG160		61
UG215		66

Table of Head Losses

Friction Loss in Straight Pipework	page	71
Cable Selection Chart		72

Submersible Pumps - UG Series

English - SPCO submersible pumps UG and UG A for deep wells starting from 4" (DN 100) and with flow up to 320 m³/h. All essential parts, such as shaft, impellers and intermediate chambers are made of fully stainless steel AISI 304. The sealings are made of corrosion- and chemical resistant materials and the bearings consist of hard metal / ceramic combination.

The light stainless steel construction allows high efficiency through which the energy consumption is drastically reduced. The cost and time for installation is lower due to the light weight of the stainless steel sheet metal pump construction.

Deutsch - SPCO Unterwasserpumpen der Baureihe UG und UG A für Brunnen ab 4" (DN 100) und mit Förderströmen bis zu 320 m³/h. Alle wesentlichen Teile, wie zum Beispiel Welle, Laufräder und Zwischenkammern sind aus komplett nicht rostenden Stahl AISI 304 (W-Nr. 1.4301) gefertigt. Die Dichtungen sind aus besonders korrosions- und chemikalienbeständigen Werkstoffen und die Lager aus einer Hartmetall / Keramik – Kombination hergestellt.

Die Konstruktion der Pumpen in Chrom-Nickel Stahl ergibt eine leichte Bauweise mit guten Wirkungsgraden. Dadurch können der Stromverbrauch und die Installationskosten auf ein Minimum reduziert werden.

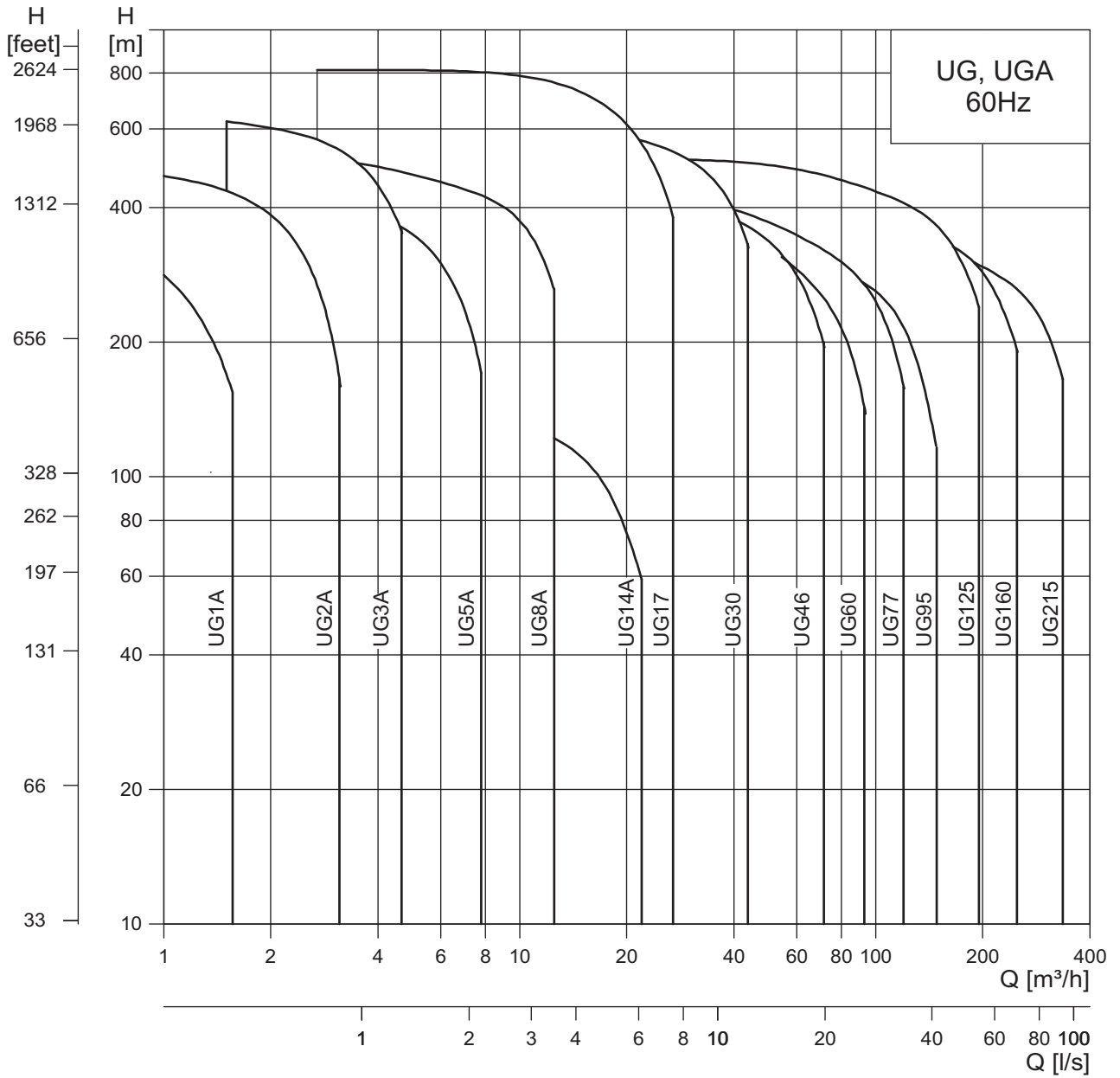
Français - Les pompes immergées de l'assortiment UG et UG A pour puits dès 4" (DN100) et avec des courants propulsés jusqu'à 320 m³/h. Toutes les pièces principales, comme par exemple axes, roués libres et espaces intermédiaires sont fabriqués spéciaux matériaux anticorrosifs et les produits chimiques et roulements de métaux dur / combinaison céramique. La méthode de construction des pompes en acier chrome – nickel donne une méthode de construction légère de bons degrés de fonctionnement. Par cela la consommation d'électricité et les frais d'installation peuvent être réduits au minimum.

Italiano - SPCO – Pompe sommergibili "UG" e "UG A" per pozzi profondi da 4" (DN 100) fino a 12" (DN 250) con portata fino 320mc/h e prevalenza fino a mt 600.

Costruite con le parti essenziali – alberi, giranti, diffusori, camere intermedie – realizzate da lastra lucida di acciaio Inox 304. Anelli di usura sono di materiale resistente alla corrosione ed all'azione di aggressivi chimici. Supporti sono realizzati dalla combinazione di ceramica e metallo duro (carburo di tungsteno).

La costruzione così realizzata con Acciaio Inox leggero risulta più efficiente e consente quindi importanti risparmi di energia e costi di installazione notevolmente ridotti.

Performance Range



Pump Range

Type	UG1A	UG2A	UG3A	UG5A	UG8A	UG14A	UG17	UG30	UG46	UG60	UG77	UG95	UG125	UG160	UG215
Steel : AISI SS 304	+	+	+	+	+	+	+	+	+	+	+	+	+	+	+
Connection: Rp (Inches) BSP Thread	1 ^{1/4}	1 ^{1/4}	1 ^{1/4}	1 ^{1/2}	2	2	2 ^{1/2}	3	3 4	3 4	5	5	6	6	6
NPT Thread	1 ^{1/4}	1 ^{1/4}	1 ^{1/4}	1 ^{1/2}	2	2	3	3	3 4	3 4	5	5	6	6	6
Flange Connection											5"	5"	6"	6"	6"

Motor Range

Motor Output [kW]	0.37	0.55	0.75	1.1	1.5	2.2	3.0	4.0	5.5	7.5	9.2	11	13	15	18.5	22	26	30	37	45	55	75	93	110	132	147	170	190	220
Single Phase	+	+	+	+	+	+	+	+																					
Three Phase	+	+	+	+	+	+	+	+	+	+	+	+	+	+	+	+	+	+	+	+	+	+	+	+	+	+	+	+	+
Rewindable motor	+	+	+	+	+	+	+	+	+	+	+	+	+	+	+	+	+	+	+	+	+	+	+	+	+	+	+	+	+
Steel : AISI 304	+	+	+	+	+	+	+	+	+	+	+	+	+	+	+	+	+	+	+	+	+	+	+	+	+	+	+	+	+
Steel : AISI 304 & Cast Iron	+	+	+	+	+	+	+	+	+	+	+	+	+	+	+	+	+	+	+	+	+	+	+	+	+	+	+	+	+

Direct - on Line (DOL) starting is recommended up to 7.5 kW.

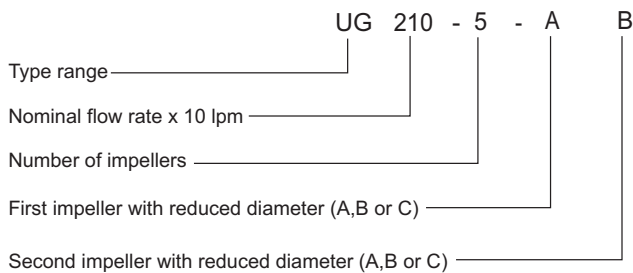
Soft starter or autotransformer is recommended above 7.5 kW.

Applications

The pumps are suitable for the following applications:

- raw water supply
- irrigation systems
- groundwater lowering
- pressure boosting
- industrial applications

Type Key



Pumped Liquids

Clean, thin, non-aggressive liquids without solid particles or fibres. The max. sand content is 50 mg/lit.

Operating Conditions

Flow rate Q: 0.1 - 320 m³/h

Head H: max. 800m

Max. installation pressure: 20 bar max (290 PSI)

Maximum Liquid Temp.:

Motor	Installation		
	Flow velocity-past motor	Vertical	Horizontal
SPCO 4", 6" & 8"	0.15 m/s	50°C	50°C

Operating pressure: Maximum 600m (60 bar)

Curve Conditions

- Curve tolerance according to ISO 9906, Annex A
- The performance curves show pump performance at actual speed cf. standard motor range.

- The speed of the motors is approximately :

4" motors : n=3450 min⁻¹

6" motors : n=3460 min⁻¹

8" to 12" motors : n=3500 min⁻¹

- The measurements were made with airless water at a temperature of 200C. The curves apply to a kinematic viscosity of 1mm²/s. When pumping liquids with density higher than that of water, motors with correspondingly higher outputs must be used.

- The bold curves indicate the recommended performance range.

- The performance curves are inclusive of possible losses such as non-return valve loss.

Table of Head Losses

UG1A, UG2A, UG3A, UG5A, UG8A, UG14A Curves

- Q/H : The curves are inclusive of valve and inlet losses at the actual speed.
- Power Curve : BP kW / Stage shows pump power input per stage.
- Efficiency Curve : Efficiency shows pump stage efficiency.

UG17,UG30,UG46,UG60,UG77,UG95,UG125, UG160, UG215 Curves

- Q/H : The curves are inclusive of valve and inlet losses at the actual speed.
- Operation without non-return valve (NRV) will increase the actual head at nominal performance by 0.5 - 1.0 m.
- NPSHR The curve is inclusive of suction case and shows required inlet pressure.
- Power Curve: It shows pump power input at the actual speed for each individual pump size.
- Efficiency Curve : Efficiency shows pump stage efficiency.

Features and Benefits

A wide Pump Range

We offers submersible pumps with energy- efficient duty points ranging from 0.1 to 320 m³/h. The pump range consists of many pump sizes - and each pump size is available with an optional number of stages to match any duty point.

High Pumps Efficiency

Often pump efficiency is a neglected factor compared to the price variations are without importance of pump and motor efficiencies.

Example:

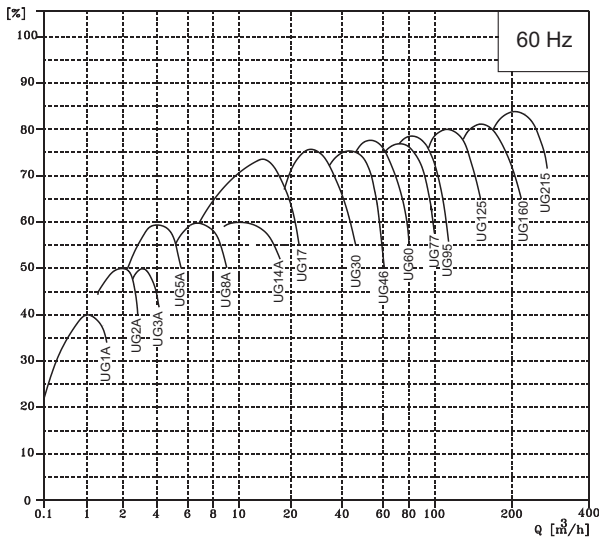
When pumping 125 m³/h with a head of 200m for a period of 10 years \$ 60,000 will be saved if a pumps and motors having a 10% higher efficiency is chosen and the price is \$ 0.10 per kWh.

Applications

We offers a complete range of pumps and motors which as a standard are made completely of stainless steel AISI - 304. This provides for good wear resistance and a reduced risk of corrosion when pumping ordinary cold water with a minor content of chloride.

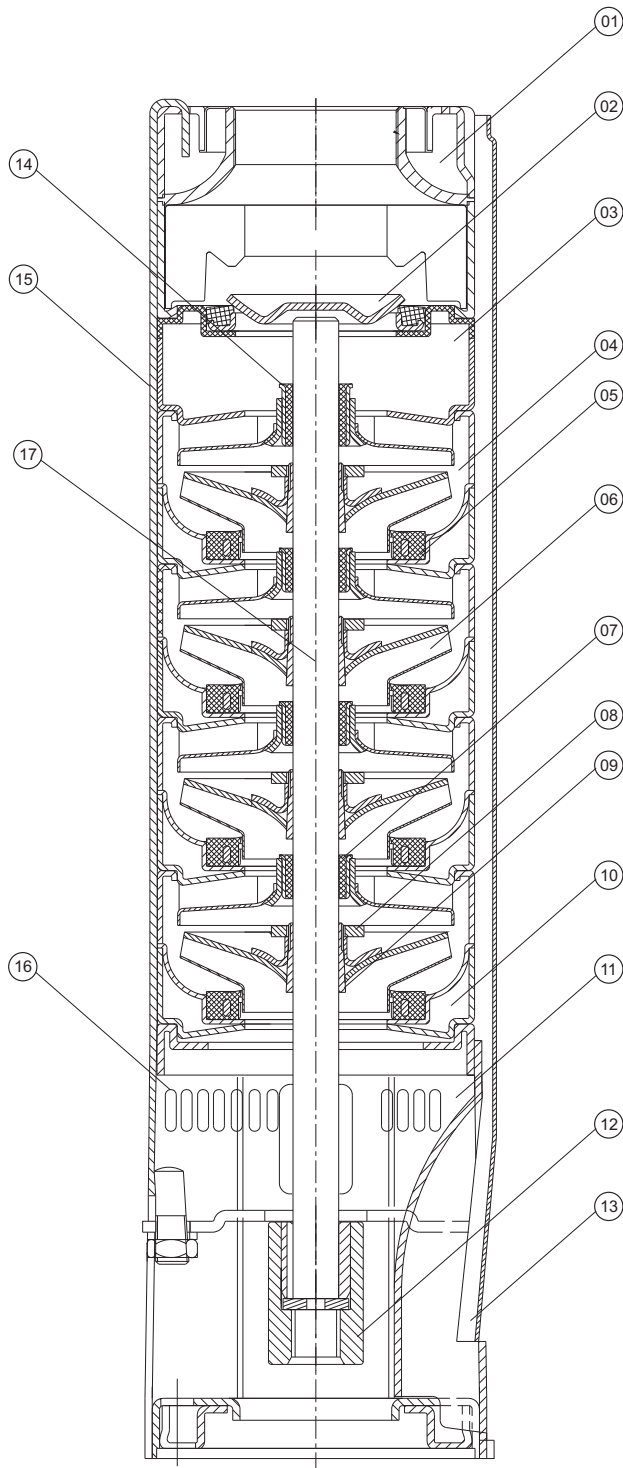
Low Installation Costs

Stainless steel means low weight facilitating the handling of pumps and resulting in low equipment costs and reduced installation and service time. In addition pumps will be as new after service due to the high wear resistance of stainless steel.



Pump efficiency overview

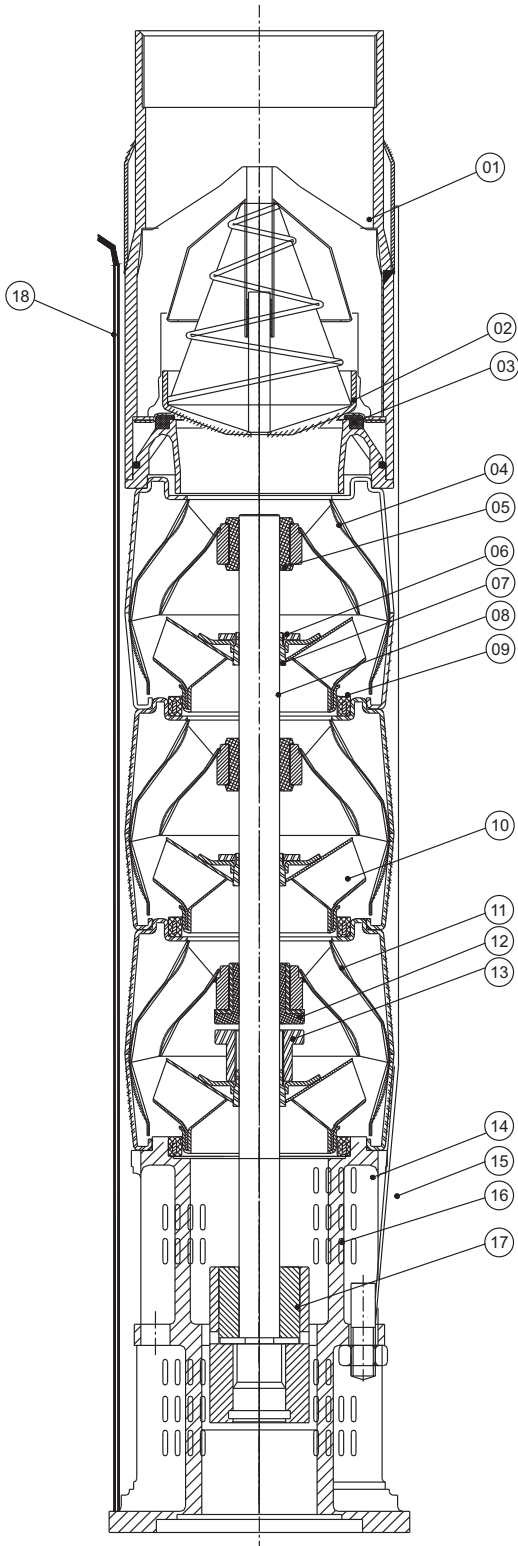
Material Specification UG8A



SUBMERSIBLE PUMP UG8A

S. NO.	DESCRIPTION	MATERIAL
01	NRV	S.S. AISI 304
02	NRV FLAP	S.S. AISI 304
03	TOP DIFFUSER CUP	S.S. AISI 304
04	STAGE DIFFUSER CUP	S.S. AISI 304
05	NECKRING	SS+NITRILE RUBBER
06	IMPELLER	S.S. AISI 304
07	STAGE BEARING BUSH	SS+NITRILE RUBBER
08	COLLATE NUT	S.S. AISI 304
09	COLLATE	S.S. AISI 304
10	FIRST STAGE DIFFUSER CUP	S.S. AISI 304
11	SUCTION CASE	S.S. AISI 304
12	COUPLING	S.S. AISI 316
13	CABLE GUARD	S.S. AISI 304
14	TOP BEARING BUSH	SS+NITRILE RUBBER
15	CLAMPING STRIP	S.S. AISI 304
16	STRAINER	S.S. AISI 304
17	SHAFT	S.S. AISI 316
	FASTENERS	S.S. AISI 316

Material Specification



ALL FITMENT DIMENSION AS PER NEMA STD.


SUBMERSIBLE PUMP PARTS LIST

S.NO.	PART NAME	MATERIAL
01	N.R.V.	AISI SS 304
02	N.R.V. FLAP	AISI SS 304
03	FLAP RING	NITRILE RUBBER
04	BOWL	AISI SS 304
05	BUSH	NITRILE RUBBER
06	COLLATE NUT	AISI SS 304
07	COLLATE	AISI SS 304
08	SHAFT	AISI SS 316
09	NECKRING	NITRILE RUBBER
10	IMPELLER	AISI SS 304
11	BOWL 1 st	AISI SS 304
12	COUNTER BUSH	NITRILE RUBBER
13	COLLATE NUT 1 st	AISI SS 304
14	SUCTION CASE	AISI SS 304
15	CLAMPING STRIP	AISI SS 304
16	STRAINER	AISI SS 304
17	COUPLING	AISI SS 304
18	CABLE GUARD	AISI SS 304
	HARDWARE	AISI SS 304

Parts

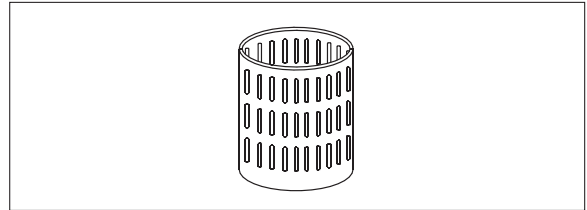
Bearings with Sand Channels

All bearings are water-Lubricated and have a squared shape enabling sand particles, If any, to leave the pump together with the pumped liquid.



Inlet Strainer

The inlet strainer prevents particles over a certain size from entering the pump.

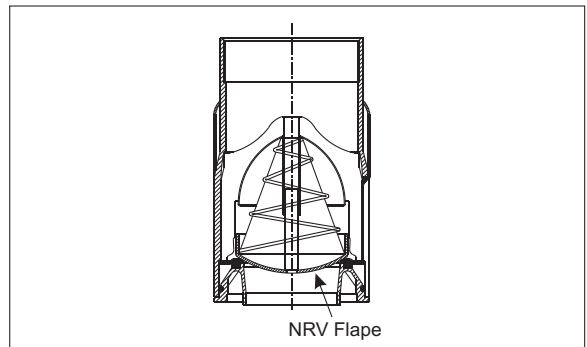


Non-Return Valve (NRV)

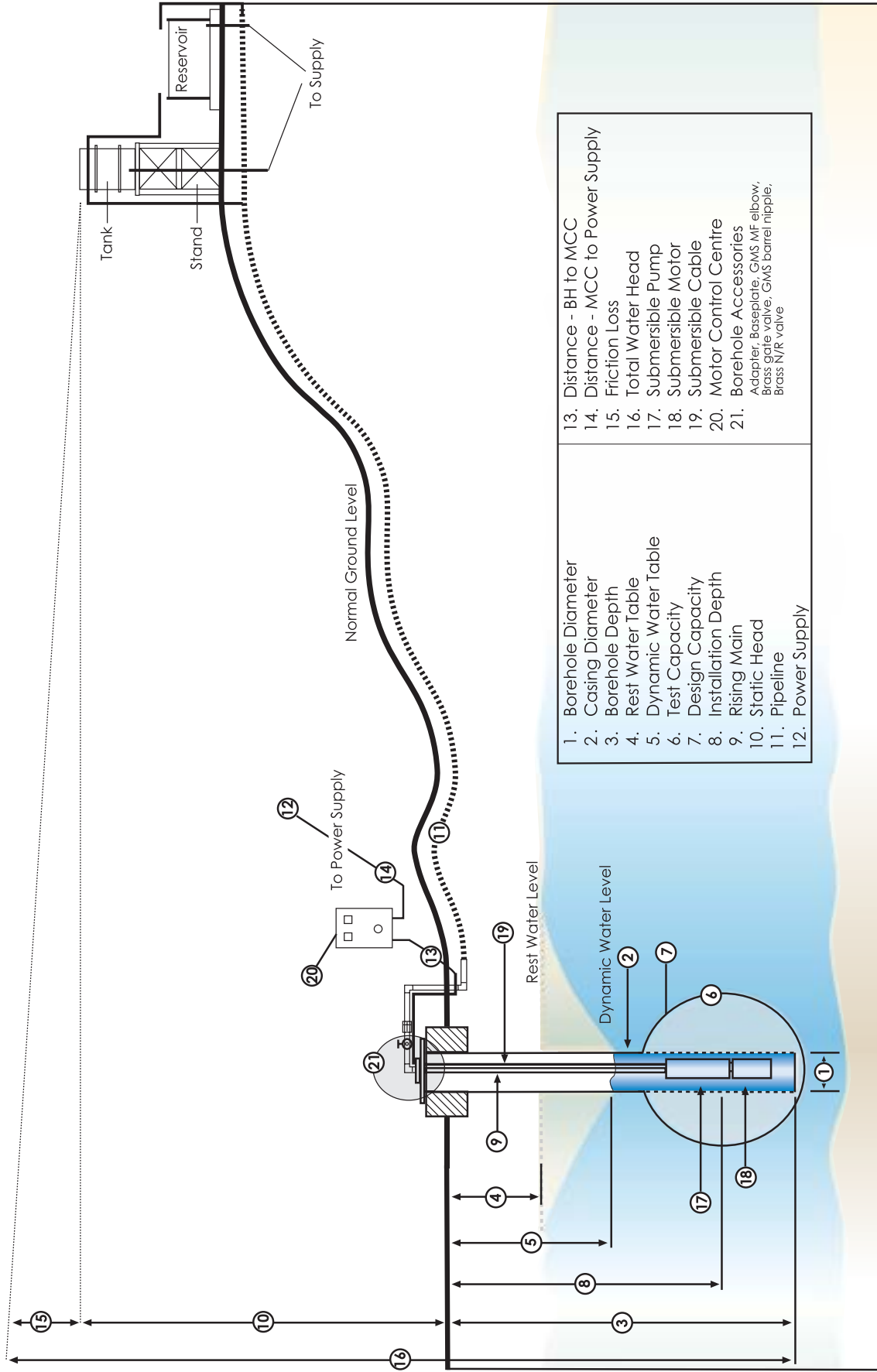
All pumps are equipped with a reliable non-return valve in the valve casing preventing back flow in connection with pump stoppage.

Furthermore , the short closing time of the non-return valve means that the risk of destructive water hammer is reduced to a minimum.

The valve casing is designed for optimum hydraulic properties, to minimize the pressure loss across the valve and thus contributes to the high efficiency of the pump



Installation Drawing



Pump Design Sheet

Project 1:

Item	Description	Material	Item	Description
1	Borehole Diameter		15	Friction Loss
2	Casing Diameter		16	Total Water Head
3	Borehole Depth		17	Submersible Pump
4	Rest Eater Table		18	Submersible Motor
5	Dynamic Water Table		19	Submersible Cable
6	Test Capacity		20	Motor Control Centre
7	Design Capacity			Set of Glands
8	Installation Depth		21	Borehole accessories
9	Resing Main			Adapter
10	Static Head			Baseplate
11	Pipeline Type			GMS MF elbow
	Pipeline Length			Brass Gate Valve
12	Power Supply			GMS barrel Nipple
13	Distance - BH To MCC			Brass N/R Valve
14	Distance - MCC To Power Supply			

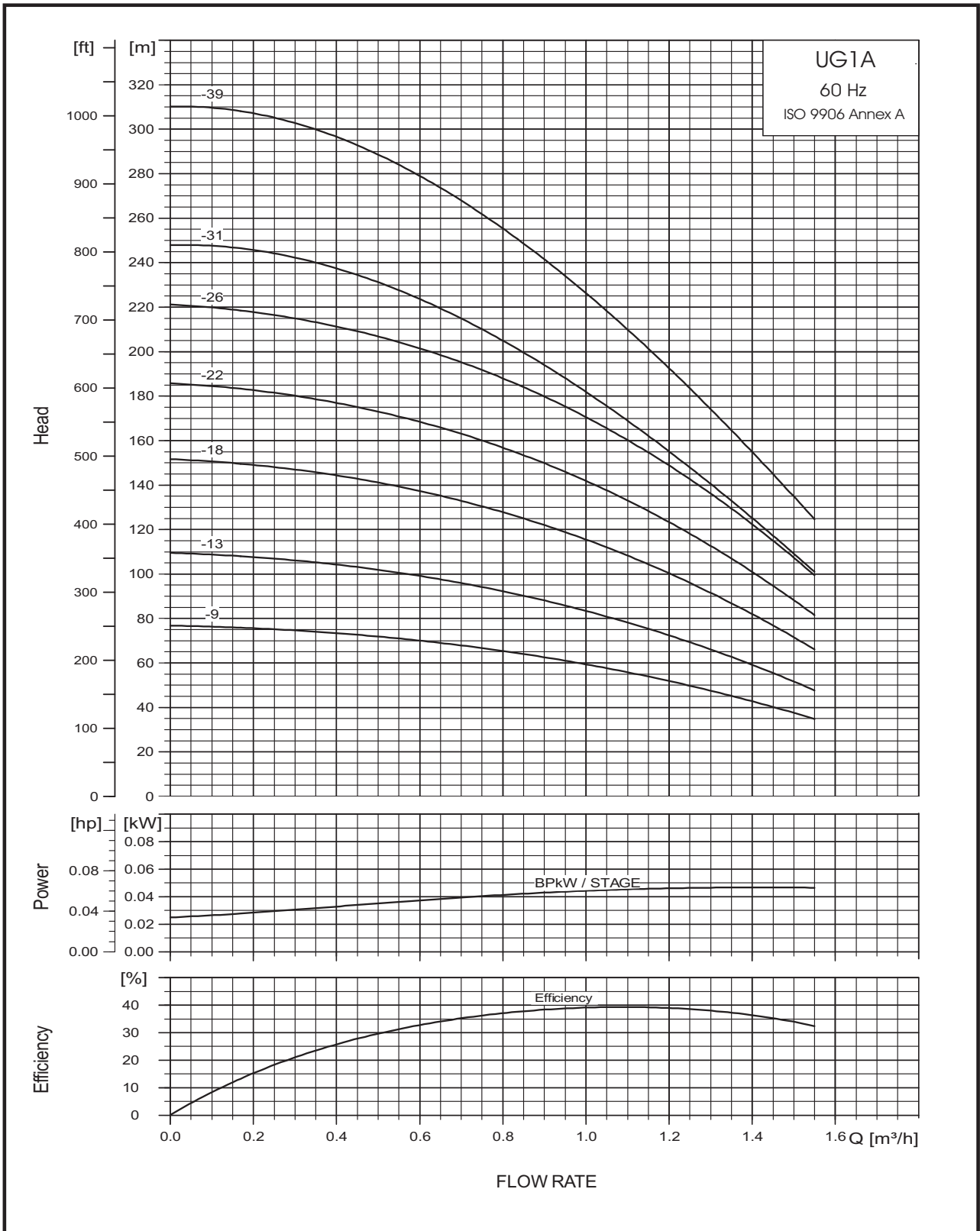
Project 2:

Item	Description	Material	Item	Description
1	Borehole Diameter		15	Friction Loss
2	Casing Diameter		16	Total Water Head
3	Borehole Depth		17	Submersible Pump
4	Rest Eater Table		18	Submersible Motor
5	Dynamic Water Table		19	Submersible Cable
6	Test Capacity		20	Motor Control Centre
7	Design Capacity			Set of Glands
8	Installation Depth		21	Borehole accessories
9	Resing Main			Adapter
10	Static Head			Baseplate
11	Pipeline Type			GMS MF elbow
	Pipeline Length			Brass Gate Valve
12	Power Supply			GMS barrel Nipple
13	Distance - BH To MCC			Brass N/R Valve
14	Distance - MCC To Power Supply			

Project 3:

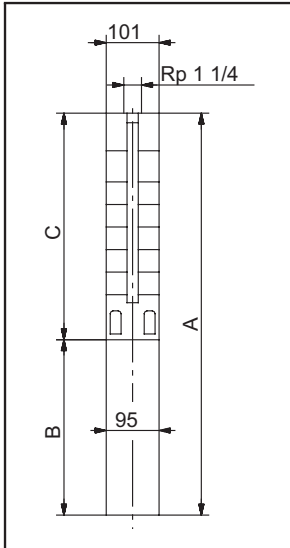
Item	Description	Material	Item	Description
1	Borehole Diameter		15	Friction Loss
2	Casing Diameter		16	Total Water Head
3	Borehole Depth		17	Submersible Pump
4	Rest Eater Table		18	Submersible Motor
5	Dynamic Water Table		19	Submersible Cable
6	Test Capacity		20	Motor Control Centre
7	Design Capacity			Set of Glands
8	Installation Depth		21	Borehole accessories
9	Resing Main			Adapter
10	Static Head			Baseplate
11	Pipeline Type			GMS MF elbow
	Pipeline Length			Brass Gate Valve
12	Power Supply			GMS barrel Nipple
13	Distance - BH To MCC			Brass N/R Valve
14	Distance - MCC To Power Supply			

UG1A - Performance Curve



UG1A - Technical Data

Dimensions and Weights

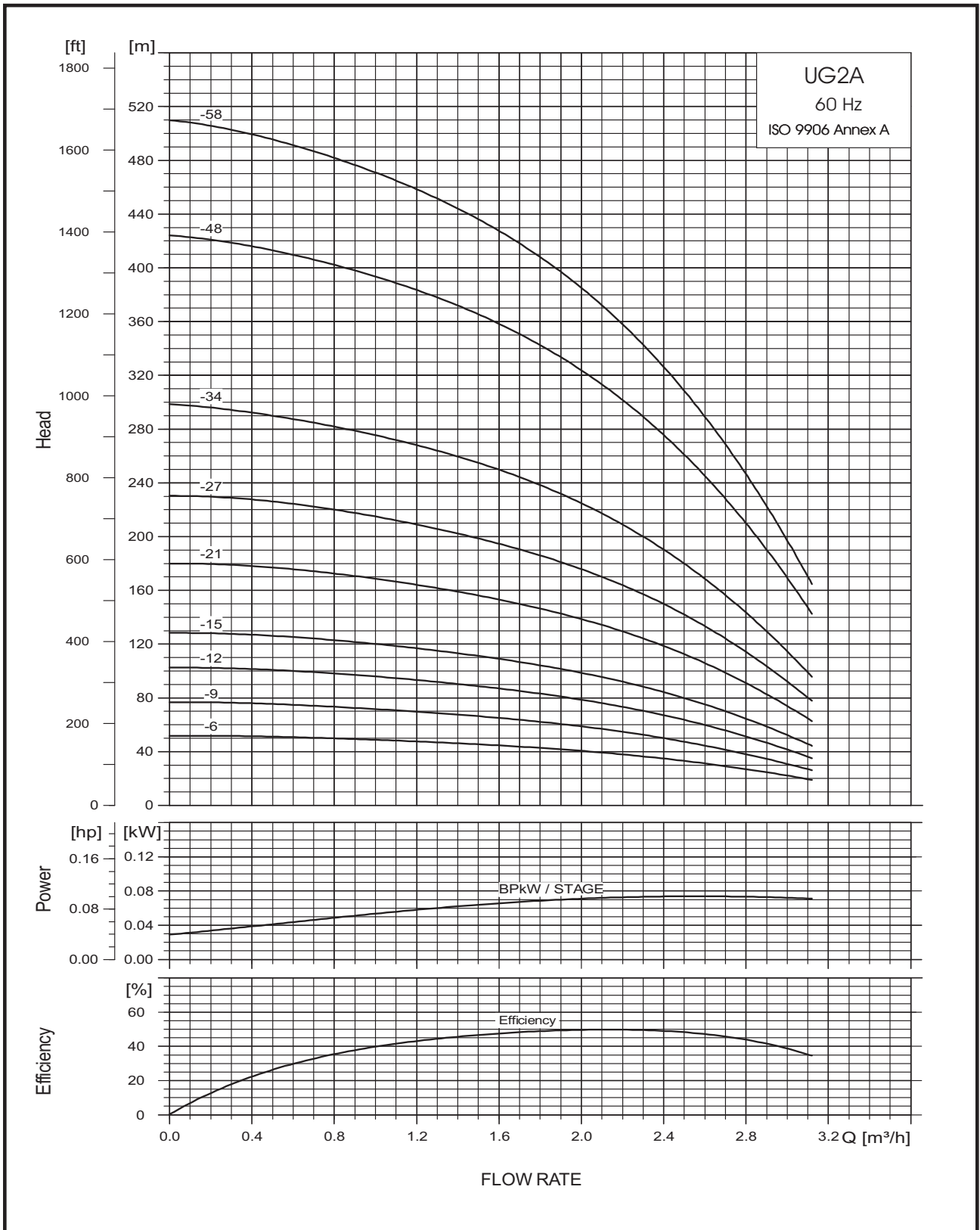


E = Maximum diameter of pump inclusive of cable guard & motor.

PUMP TYPE	MOTOR		DIMENSIONS (mm)						
	TYPE UGM.... (inch/HP)	POWER (KW/HP)	C	B		A		D	E
				1x230V	3x230V 3x400V	1x230V	3x230V 3x400V		
UG1A-9	UGM4/0.5	0.37 / 0.5	356	427	531	783	887	96	98
UG1A-13	UGM4/0.5	0.37 / 0.5	440	427	531	867	971	96	98
UG1A-18	UGM4/0.75	0.55 / 0.75	545	447	-	992	-	96	98
UG1A-22	UGM4/0.75	0.55 / 0.75	629	447	-	1076	-	96	98
UG1A-26	UGM4/1.5	1.1 / 1.5	713	512	477	1225	1190	96	98
UG1A-31	UGM4/1.5	1.1 / 1.5	841	512	477	1353	1318	96	98
UG1A-39	UGM4/2	1.5 / 2	-	579	599	-	-	96	98

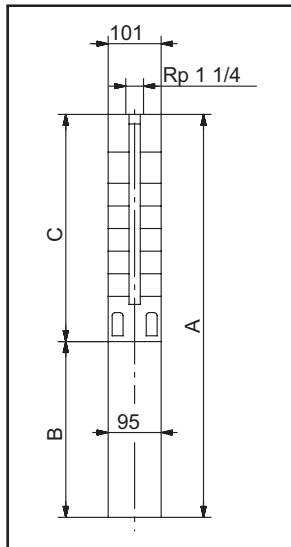
- On Request

UG2A - Performance Curve



UG2A - Technical Data

Dimensions and Weights

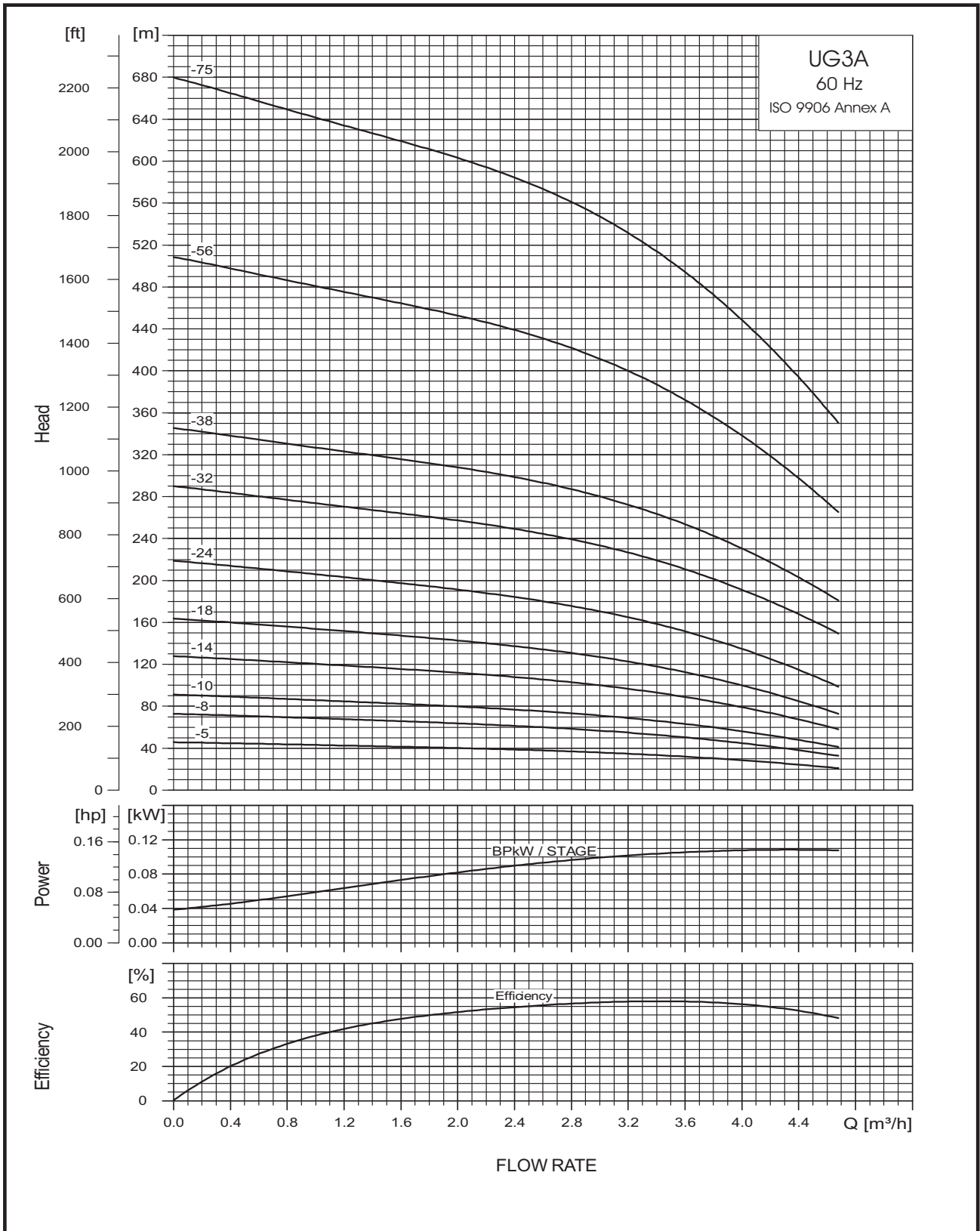


101 mm = Maximum diameter of pump inclusive of cable guard & motor.
 UG2A-58 are mounted in sleeve for R1¹/₄ connection and with max. diameter 108 mm.

PUMP TYPE	MOTOR		DIMENSIONS (mm)						
	TYPE UGM.... (inch/HP)	POWER (KW/HP)	C	B		A		D	E
				1x230V	3x230V 3x400V	1x230V	3x230V 3x400V		
UG2A-6	UGM4/0.5	0.37 / 0.5	293	427	531	720	824	96	98
UG2A-9	UGM4/0.5	0.37 / 0.5	356	427	531	783	887	96	98
UG2A-12	UGM4/0.75	0.55 / 0.75	419	447	-	866	-	96	98
UG2A-15	UGM4/1.0	0.75 / 1	482	477	-	959	-	96	98
UG2A-21	UGM4/1.5	1.1 / 1.5	608	512	477	1120	1085	96	98
UG2A-27	UGM4/2	1.5 / 2	734	579	599	1313	1333	96	98
UG2A-34	UGM4/3	2.2 / 3	904	657	637	1561	1541	96	98
UG2A-48	UGM4/5.5	4 / 5.5	-	-	737	-	-	96	98
UG2A-58	UGM4/5.5	4 / 5.5	-	-	737	-	-	96	98

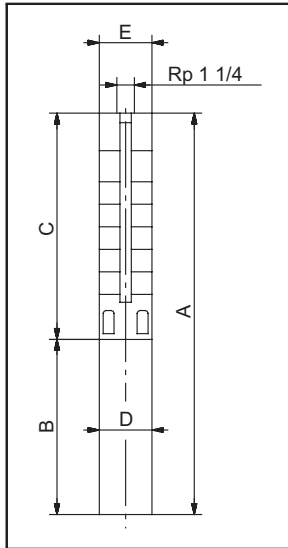
- Pump mounted in Sleeve.
- On Request

UG3A - Performance Curve



UG3A - Technical Data

Dimensions and Weights

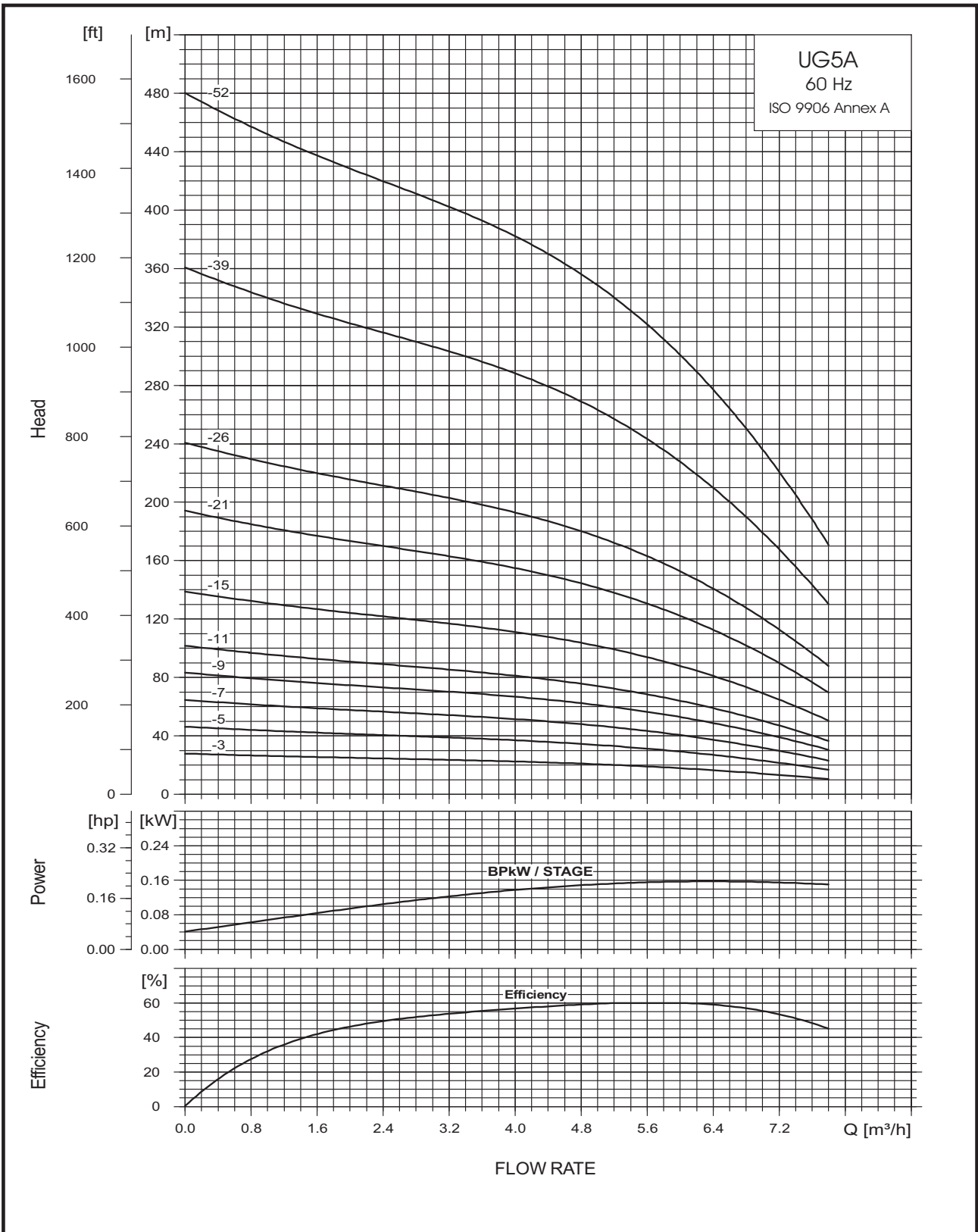


UG3A-56 and UG3A-75 are mounted

PUMP TYPE	MOTOR		DIMENSIONS (mm)						
	TYPE UGM.... (inch/HP)	POWER (KW/HP)	C	B		A		D	E
				1x230V	3x230V 3x400V	1x230V	3x230V 3x400V		
UG3A-5	UGM4/0.5	0.37 / 0.5	272	427	531	699	803	96	98
UG3A-8	UGM4/0.75	0.55 / 0.75	315	447	-	762	-	96	98
UG3A-10	UGM4/1	0.75 / 1	358	477	-	835	-	96	98
UG3A-14	UGM4/1.5	1.1 / 1.5	440	512	477	952	917	96	98
UG3A-18	UGM4/2	1.5 / 2	527	579	599	1106	1126	96	98
UG3A-24	UGM4/3	2.2 / 3	650	657	637	1307	1287	96	98
UG3A-32	UGM4/4	3 / 4	845	-	677	-	1522	96	98
UG3A-38	UGM4/5.5	4 / 5.5	1000	-	737	-	1737	96	98
UG3A-56	UGM4/7.5	5.5 / 7.5	-	-	877	-	-	96	98
UG3A-56	UGM6/7.5	5.5 / 7.5	-	-	676	-	-	144	-
UG3A-75	UGM6/10	7.5 / 10	-	-	706	-	-	144	-

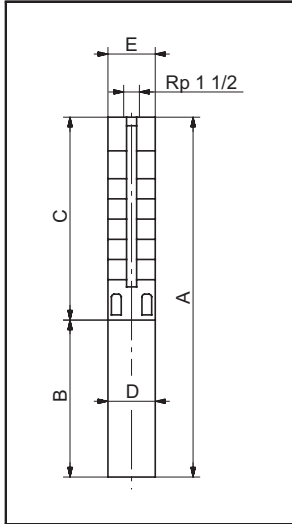
- On Request

UG5A - Performance Curve



UG5A - Technical Data

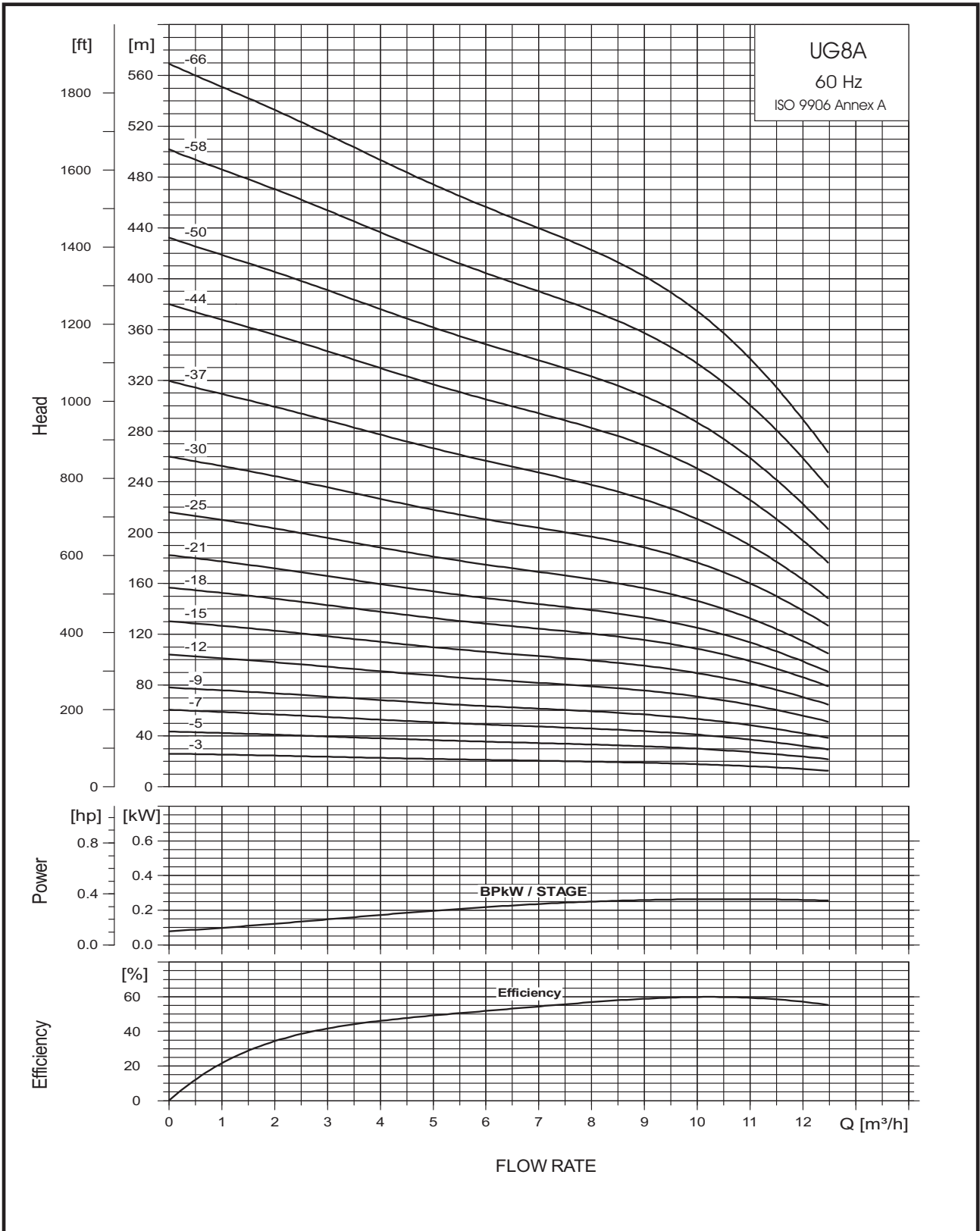
Dimensions and Weights



PUMP TYPE	MOTOR		DIMENSIONS (mm)						
	TYPE UGM.... (inch/HP)	POWER (KW/HP)	C	B		A		D	E
				1x230V	3x230V 3x400V	1x230V	3x230V 3x400V		
UG5A-3	UGM4/0.5	0.37 / 0.5	251	427	531	678	782	96	98
UG5A-5	UGM4/0.75	0.55 / 0.75	272	447	-	719	-	96	98
UG5A-7	UGM4/0.75	0.55 / 0.75	314	447	-	761	-	96	98
UG5A-9	UGM4/1.5	1.1 / 1.5	356	512	477	868	833	96	98
UG5A-11	UGM4/2	1.5 / 2	398	579	599	977	997	96	98
UG5A-15	UGM4/3	2.2 / 3	482	657	637	1139	1119	96	98
UG5A-21	UGM4/4	3 / 4	608	-	677	-	1285	96	98
UG5A-26	UGM4/5.5	4 / 5.5	713	-	737	-	1450	96	98
UG5A-39	UGM4/7.5	5.5 / 7.5	994	-	877	-	1871	96	98
UG5A-39	UGM6/7.5	5.5 / 7.5	994	-	676	-	1670	144	142
UG5A-52	UGM6/10	7.5 / 10	-	-	706	-	-	144	142

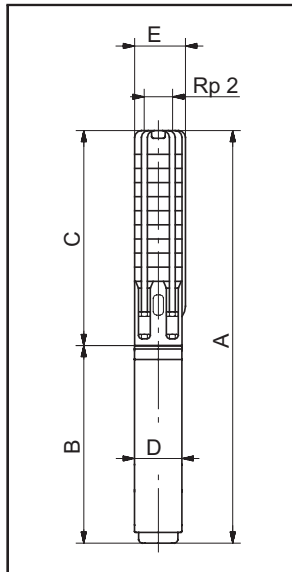
- Pump mounted in Sleeve.
- On Request

UG8A - Performance Curve



UG8A - Technical Data

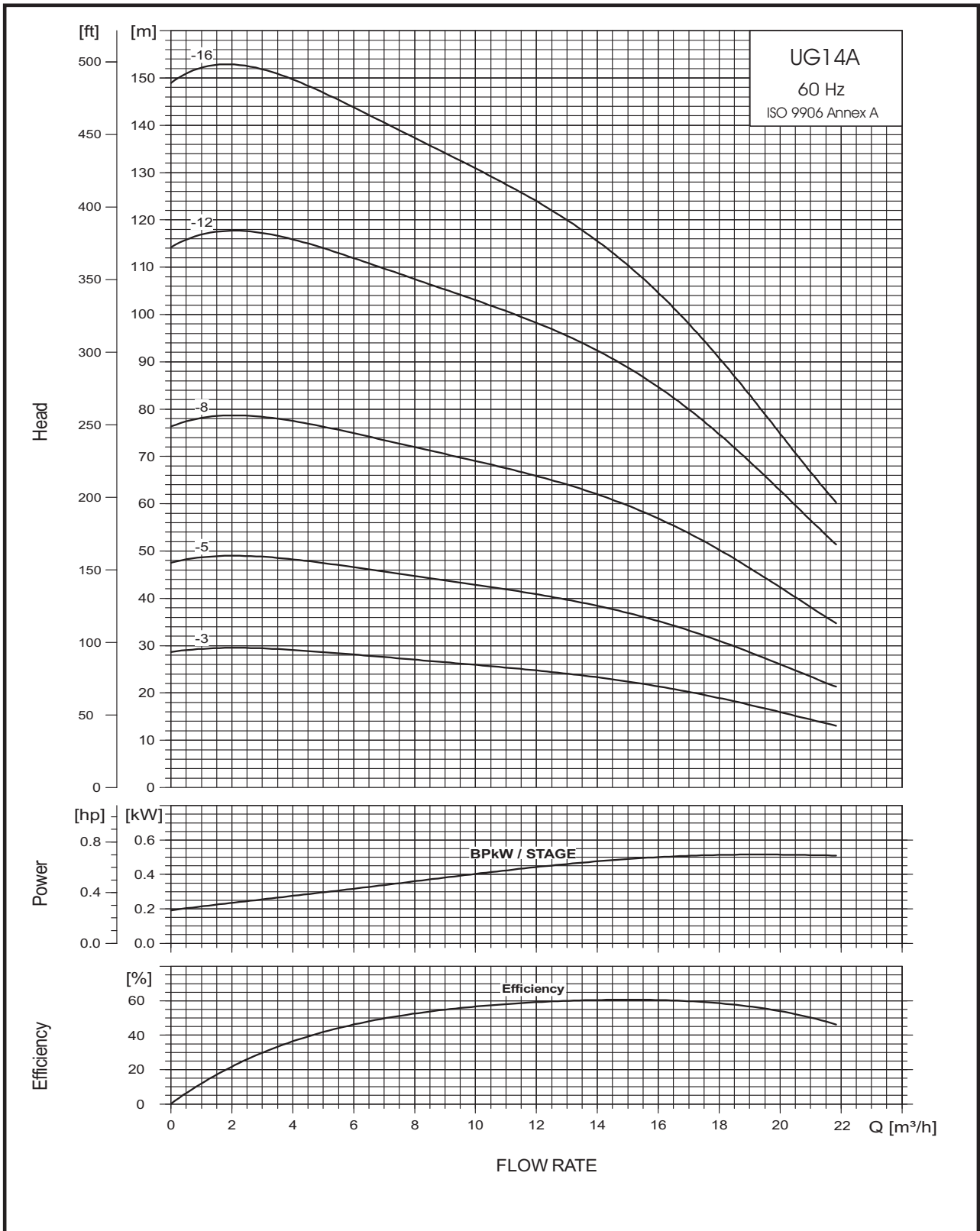
Dimensions and Weights



PUMP TYPE	MOTOR		DIMENSIONS (mm)						
	TYPE UGM.... (inch/HP)	POWER (KW/HP)	C	B		A		D	E
				1x230V	3x230V 3x400V	1x230V	3x230V 3x400V		
UG8A-3	UGM4/1	0.75 / 1	370	477	-	847	-	96	98
UG8A-5	UGM4/1.5	1.1 / 1.5	412	512	477	924	889	96	98
UG8A-7	UGM4/2	1.5 / 2	496	579	599	1075	1095	96	98
UG8A-9	UGM4/3	2.2 / 3	580	657	637	1237	1217	96	98
UG8A-12	UGM4/4	3 / 4	706		677		1383	96	98
UG8A-15	UGM4/5.5	4 / 5.5	832		737		1569	96	98
UG8A-18	UGM4/7.5	5.5 / 7.5	955		877		1832	96	98
UG8A-21	UGM4/7.5	5.5 / 7.5	1084		877		1961	96	98
UG8A-25	UGM4/7.5	5.5 / 7.5	1252		877		2129	96	98
UG8A-30	UGM4/10	7.5 / 10	1459		1017		2476	96	98
UG8A-18	UGM6/7.5	5.5 / 7.5	955		676		1631	144	-
UG8A-21	UGM6/7.5	5.5 / 7.5	1084		676		1760	144	-
UG8A-25	UGM6/7.5	5.5 / 7.5	1252		676		1928	144	-
UG8A-30	UGM6/10	7.5 / 10	1459		706		2165	144	-
UG8A-37	UGM6/12.5	9.2 / 12.5	-		736		-	144	-
UG8A-44	UGM6/15	11 / 15	-		776		-	144	-
• UG8A-50	UGM6/17.5	13 / 17.5	-		826		-	144	-
• UG8A-58	UGM6/20	15 / 20	-		866		-	144	-
• UG8A-66	UGM6/20	15 / 20	-		866		-	144	-

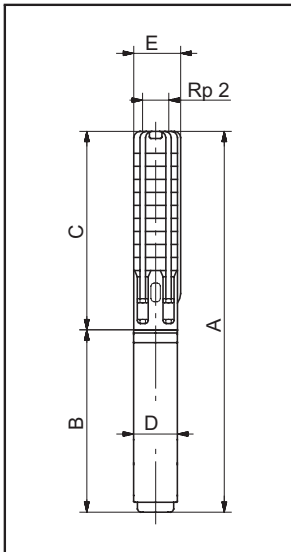
- Pump mounted in Sleeve
- On Request

UG14A - Performance Curve



UG14A - Technical Data

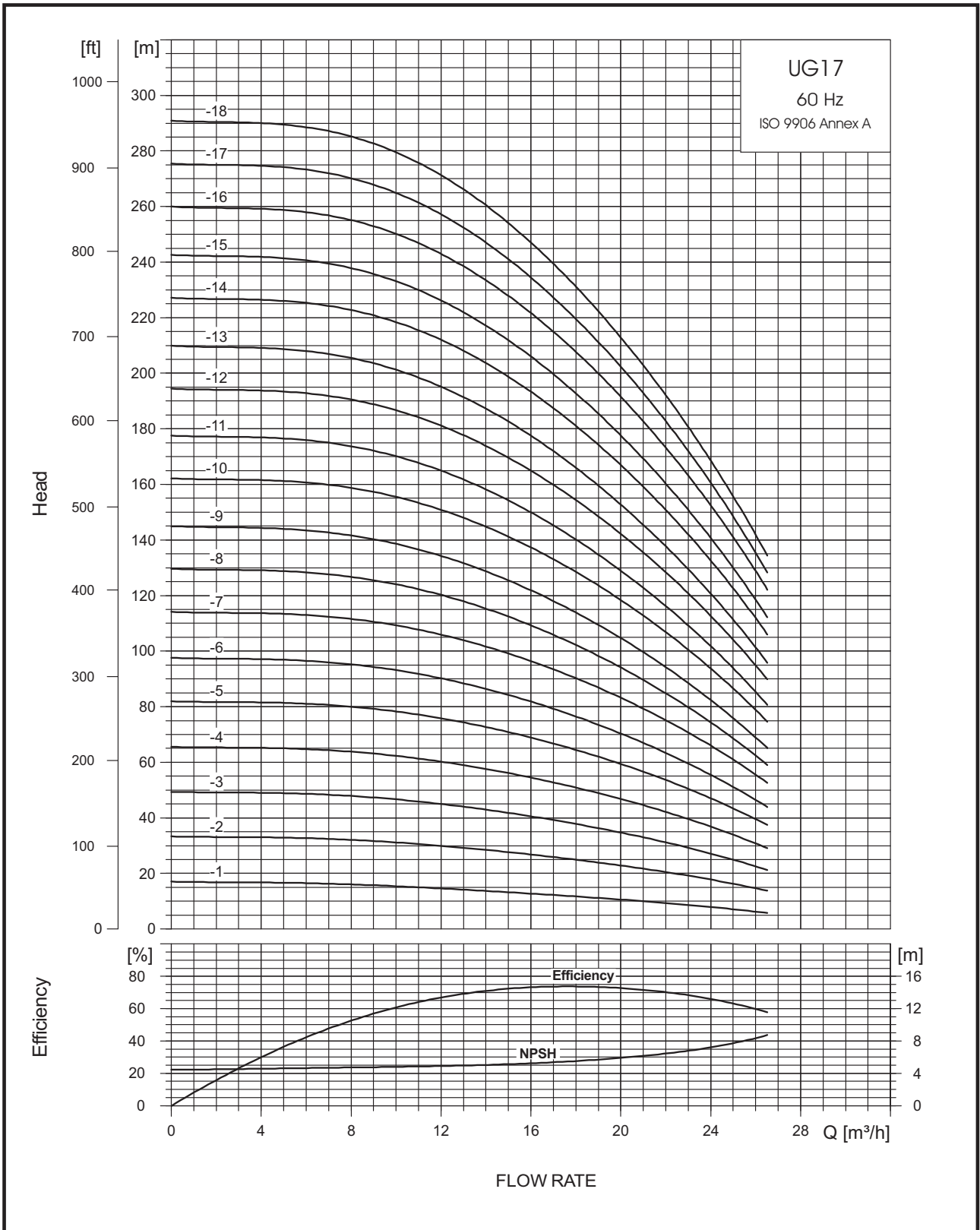
Dimensions and Weights



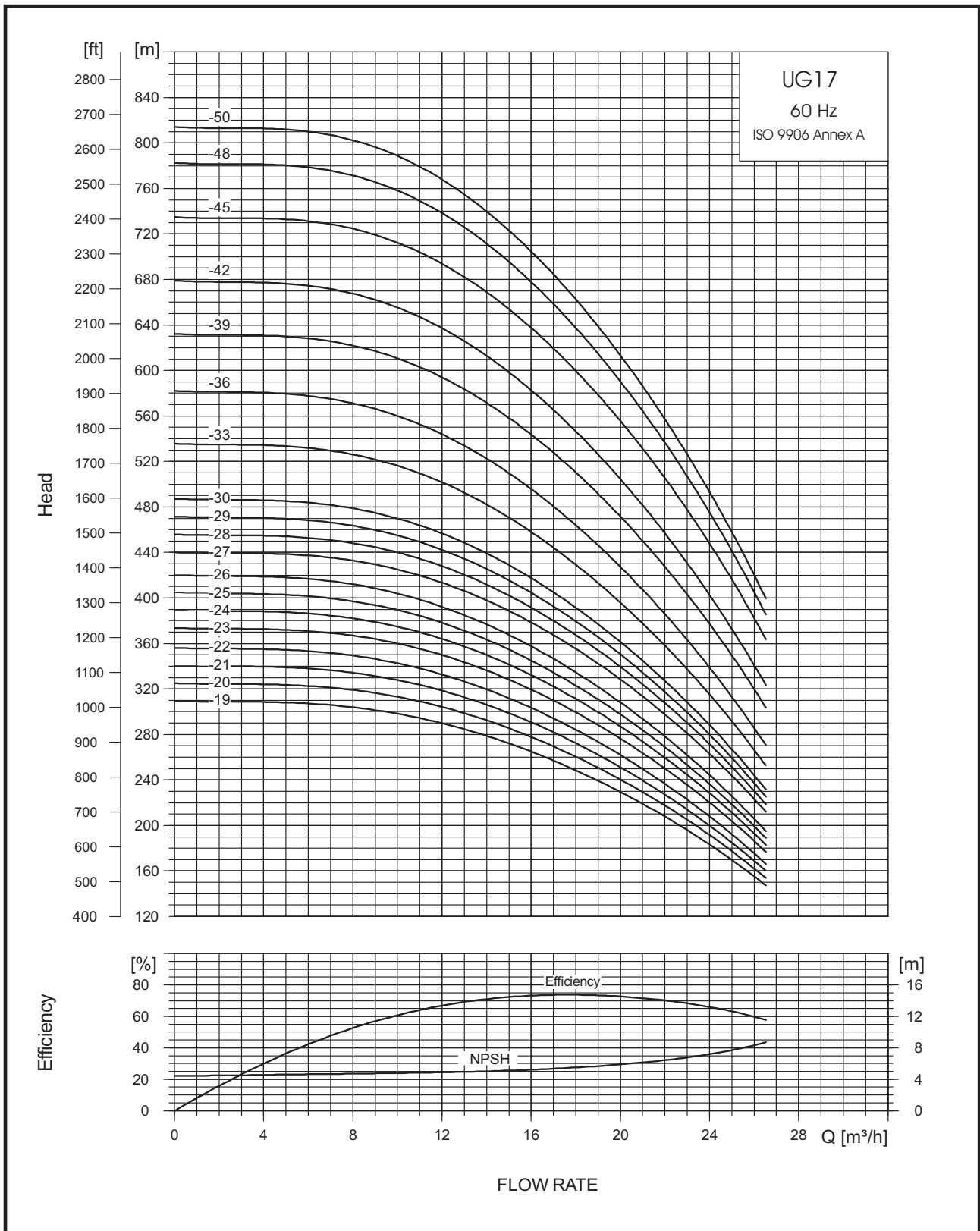
PUMP TYPE	MOTOR		DIMENSIONS (mm)						
	TYPE UGM.... (inch/HP)	POWER (KW/HP)	C	B		A		D	E
				1x230V	3x230V 3x400V	1x230V	3x230V 3x400V		
UG14A-3	UGM4/2	1.5 / 2	375	299	599	674	974	96	98
UG14A-5	UGM4/3	2.2 / 3	505	657	637	1162	1142	96	98
UG14A-8	UGM4/5.5	4 / 5.5	700		737		1437	96	98
UG14A-12	UGM4/7.5	5.5 / 7.5	960		877		1837	96	98
UG14A-16	UGM4/10	7.5 / 10	1220		1017		2237	96	98
UG14A-12	UGM6/7.5	5.5 / 7.5	960		676		1636	144	136
UG14A-16	UGM6/10	7.5 / 10	1220		706		1926	144	136

- On Request

UG17 - Performance Curve

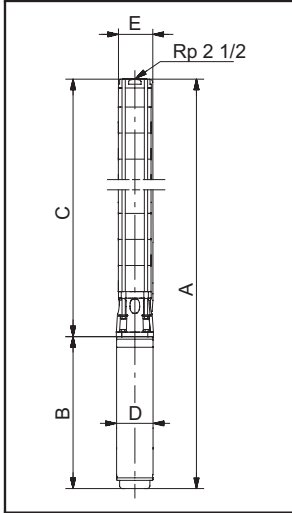


UG17 - Performance Curve



UG17 - Technical Data

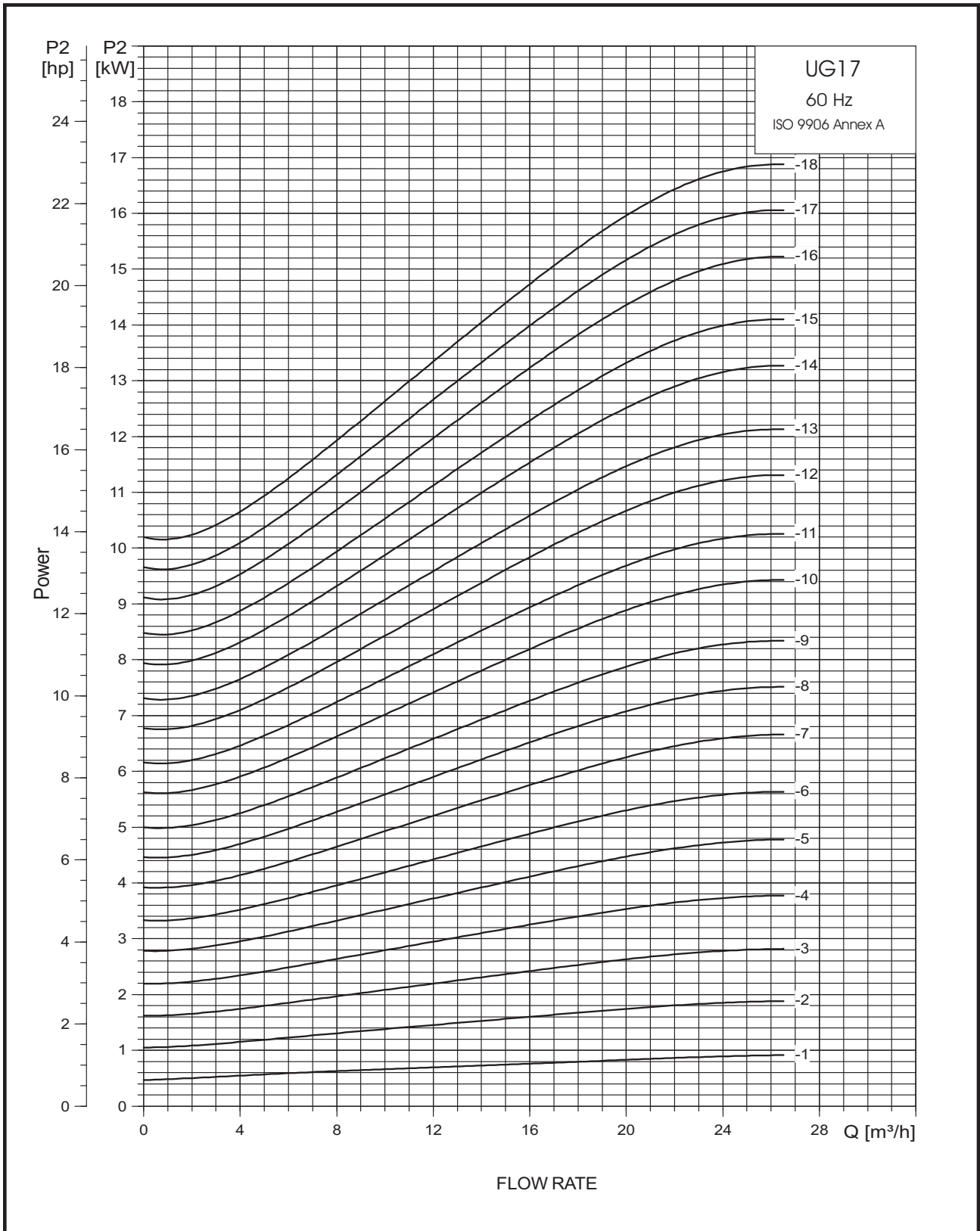
Dimensions and Weights



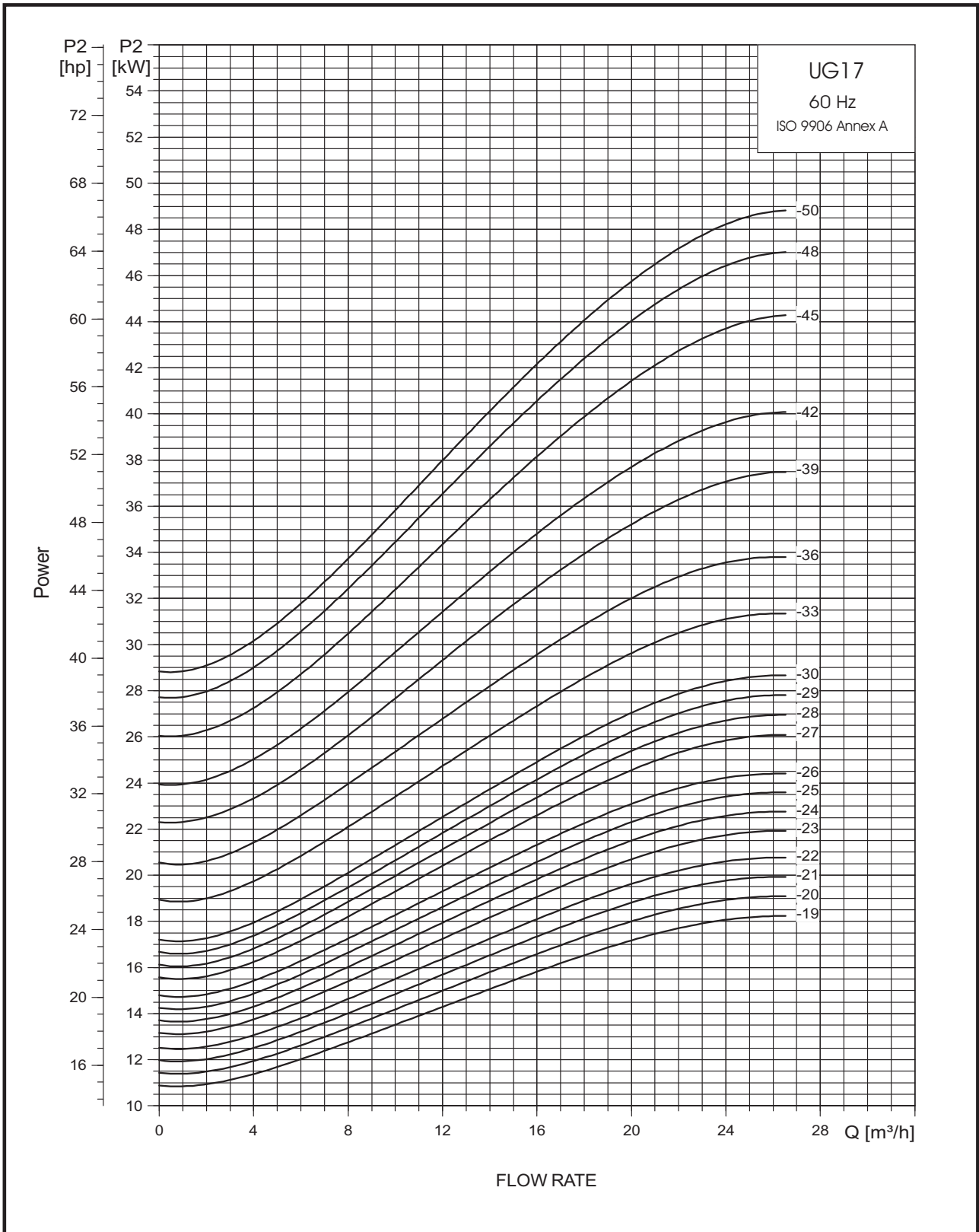
PUMP TYPE	MOTOR		DIMENSIONS (mm)						
	TYPE UGM.... (inch/HP)	POWER (KW/HP)	C	B		A		D	E*
				1x230V	3x230V 3x400V	1x230V	3x230V 3x400V		
UG17-1	UGM4/1.5	1.1 / 1.5	343	512	477	855	820	96	131
UG17-2	UGM4/3	2.2 / 3	403	657	637	1060	1040	96	131
UG17-3	UGM4/4	3 / 4	464		677		1141	96	131
UG17-4	UGM4/5.5	4 / 5.5	524		737		1261	96	131
UG17-5	UGM4/7.5	5.5 / 7.5	585		877		1462	96	131
UG17-6	UGM4/7.5	5.5 / 7.5	645		877		1522	96	131
UG17-7	UGM4/10	7.5 / 10	706		1017		1723	96	142
UG17-8	UGM4/10	7.5 / 10	766		1017		1783	96	142
UG17-9	UGM4/10	7.5 / 10	827		1017		1844	96	142
UG17-5	UGM6/7.5	5.5 / 7.5	585		676		1261	144	131
UG17-6	UGM6/7.5	5.5 / 7.5	645		676		1321	144	131
UG17-7	UGM6/10	7.5 / 10	706		706		1412	144	142
UG17-8	UGM6/10	7.5 / 10	766		706		1472	144	142
UG17-9	UGM6/10	7.5 / 10	827		706		1533	144	142
UG17-10	UGM6/12.5	9.2 / 12.5	887		736		1623	144	142
UG17-11	UGM6/12.5	9.2 / 12.5	948		736		1684	144	142
UG17-12	UGM6/15	11 / 15	1008		776		1784	144	142
UG17-13	UGM6/15	11 / 15	1069		776		1845	144	142
UG17-14	UGM6/17.5	13 / 17.5	1129		826		1955	144	142
UG17-15	UGM6/17.5	13 / 17.5	1190		826		2016	144	142
UG17-16	UGM6/20	15 / 20	1250		866		2116	144	142
UG17-17	UGM6/20	15 / 20	1298		866		2164	144	142
UG17-18	UGM6/20	15 / 20	1371		866		2237	144	142
UG17-19	UGM6/25	18.5 / 25	1419		921		2340	144	142
UG17-20	UGM6/25	18.5 / 25	1492		921		2413	144	142
UG17-21	UGM6/25	18.5 / 25	1540		921		2461	144	142
UG17-22	UGM6/25	18.5 / 25	1613		921		2534	144	142
UG17-23	UGM6/30	22 / 30	1661		996		2657	144	142
UG17-24	UGM6/30	22 / 30	1734		996		2730	144	142
UG17-25	UGM6/30	22 / 30	1782		996		2778	144	142
UG17-26	UGM6/30	22 / 30	1855		996		2851	144	142
UG17-27	UGM6/35	26 / 35	1903		1056		2959	144	142
UG17-28	UGM6/35	26 / 35	1976		1056		3032	144	142
UG17-29	UGM6/35	26 / 35	2024		1056		3080	144	142
UG17-30	UGM6/35	26 / 35	2097		1056		3153	144	142
• UG17-33	UGM6/40	30 / 40	-		1176		-	144	-
• UG17-36	UGM6/40	30 / 40	-		1176		-	144	-
• UG17-39	UGM8/50	37 / 50	-		1010		-	190	-
UG17-42	UGM8/50	37 / 50	-		1010		-	190	-
UG17-45	UGM8/60	45 / 60	-		1062		-	190	-
UG17-48	UGM8/60	45 / 60	-		1062		-	190	-
UG17-50	UGM8/60	45 / 60	-		1062		-	190	-

- Pump mounted in Sleeve
- * Maximum diameter of pump with one motor cable
- ** Maximum diameter of pump with two motor cables
- On Request

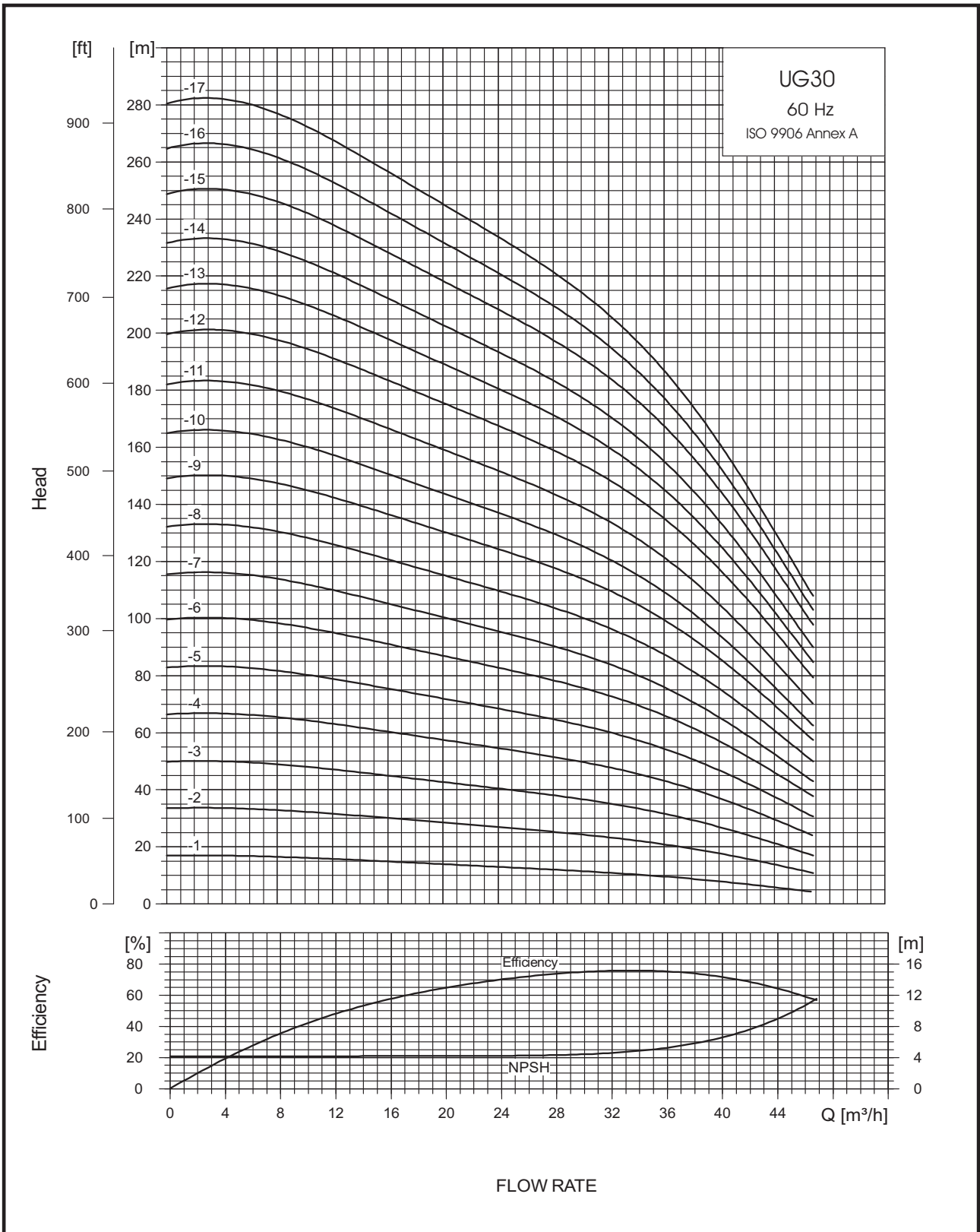
UG17 - Power Curve



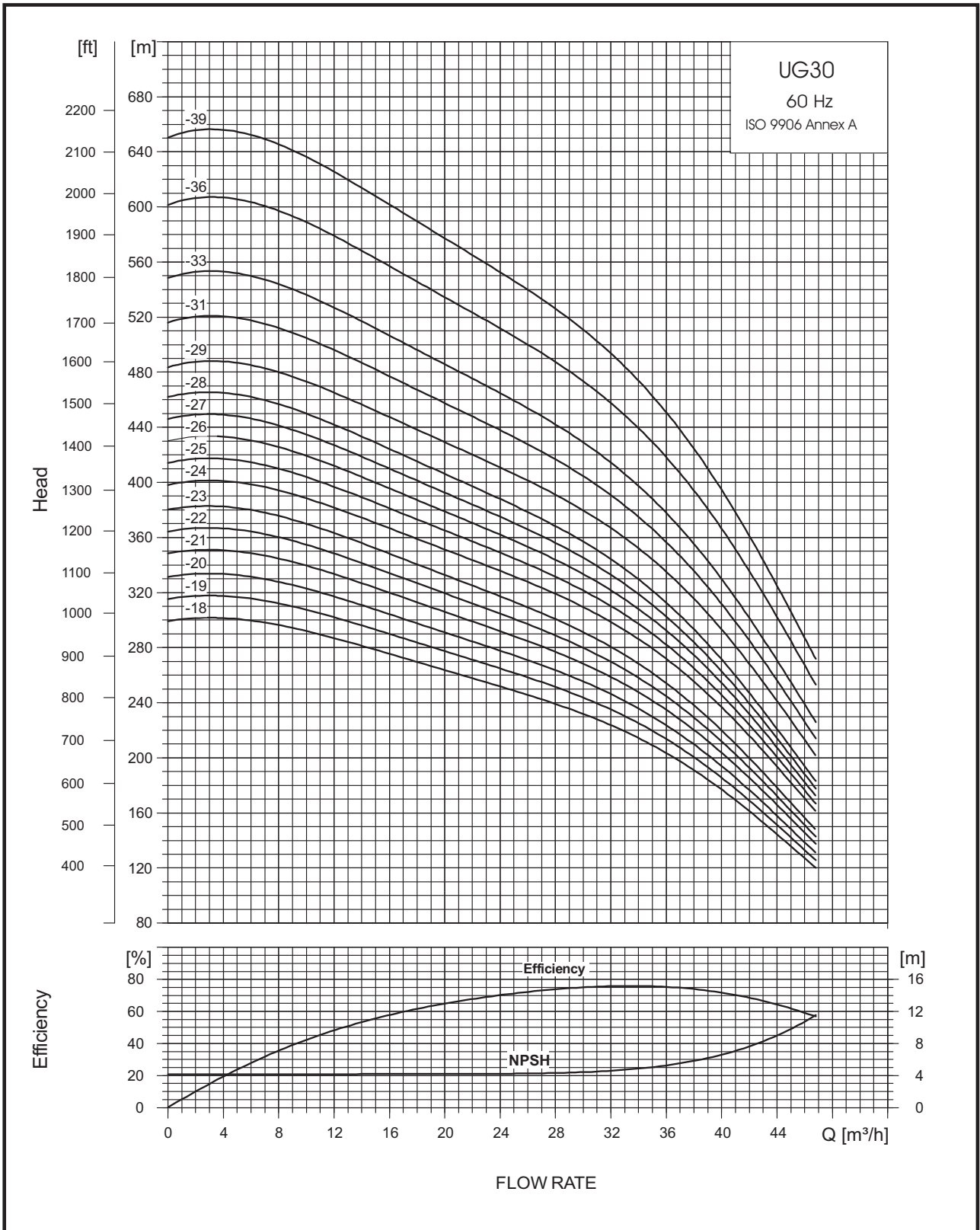
UG17 - Power Curve



UG30 - Performance Curve

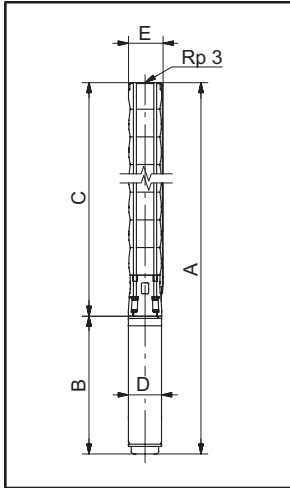


UG30 - Performance Curve



UG30 - Technical Data

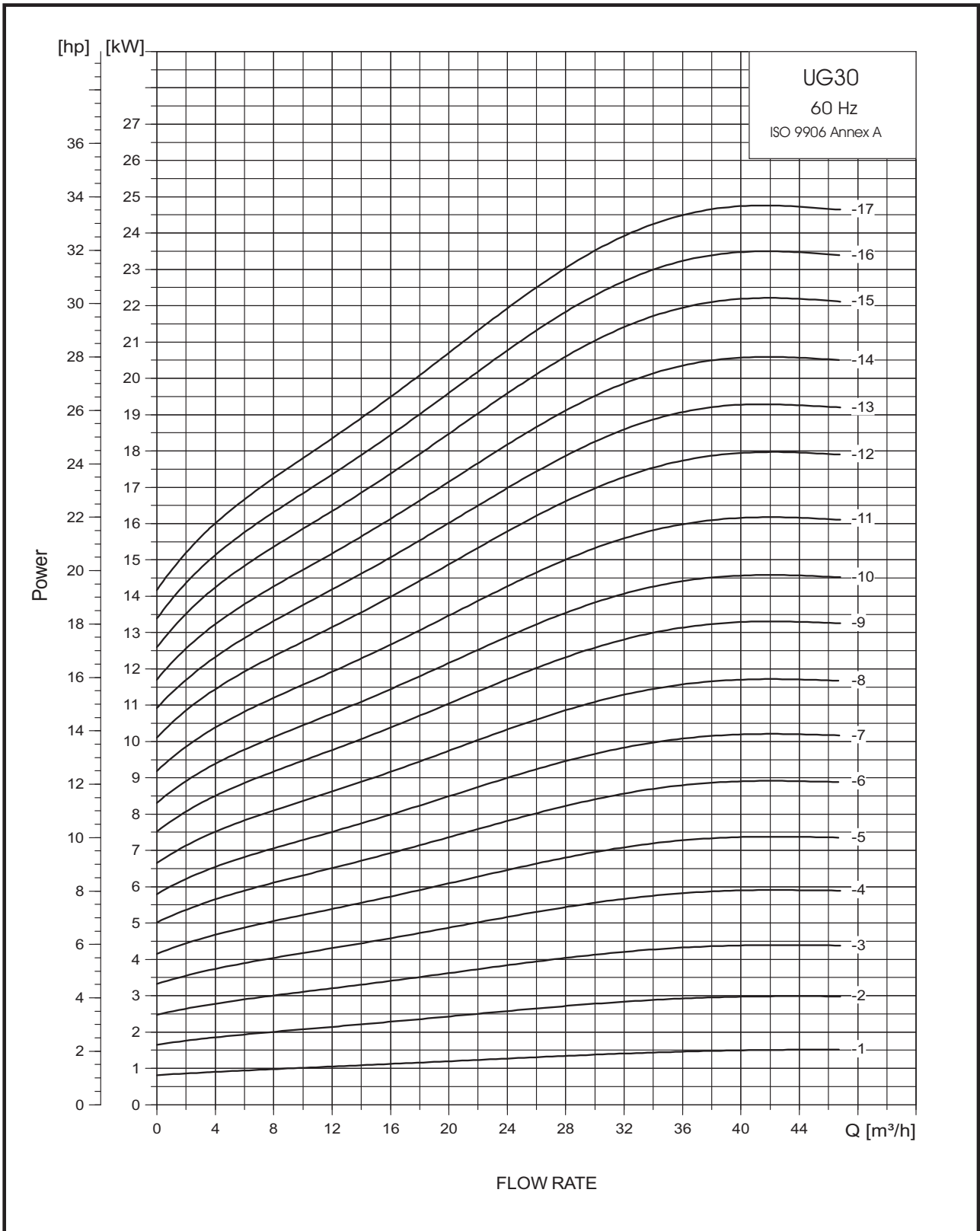
Dimensions and Weights



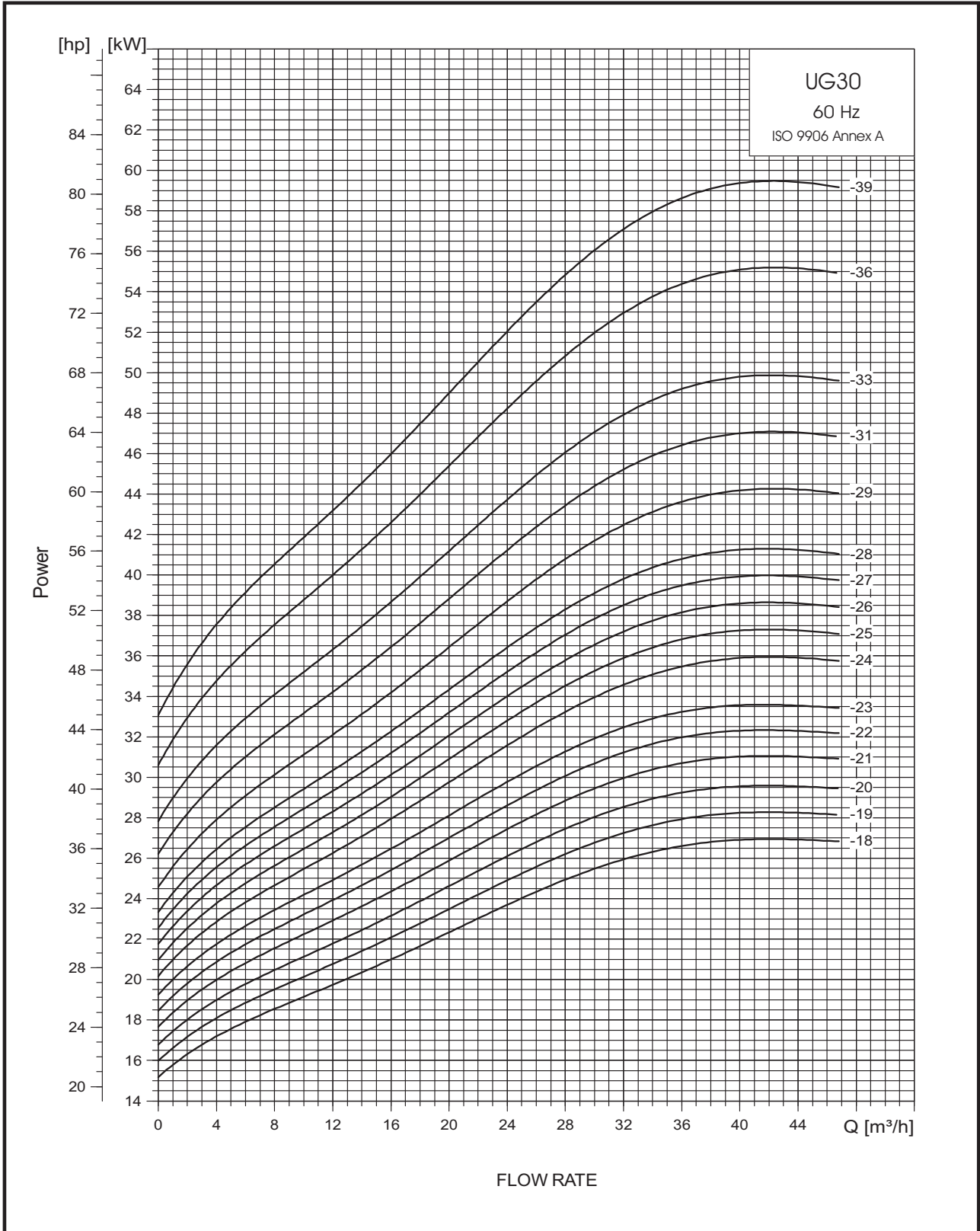
PUMP TYPE	MOTOR		DIMENSIONS (mm)							
	TYPE UGM.... (inch/HP)	POWER (KW/HP)	C	B		A		D	E*	E**
				1x230V	3x230V 3x400V	1x230V	3x230V 3x400V			
UG30-1	UGM4/2	1.5 / 2	366	299	599	665	965	96	131	
UG30-2	UGM4/4	3 / 4	462		677		1139	96	131	
UG30-3	UGM4/5.5	4 / 5.5	558		737		1295	96	131	
UG30-4	UGM4/7.5	5.5 / 7.5	654		877		1531	96	131	
UG30-5	UGM4/10	7.5 / 10	750		1017		1767	96	142	142
UG30-4	UGM6/7.5	5.5 / 7.5	654		676		1330	144	131	
UG30-5	UGM6/10	7.5 / 10	750		706		1456	144	142	142
UG30-6	UGM6/12.5	9.2 / 12.5	845		736		1581	144	142	142
UG30-7	UGM6/12.5	9.2 / 12.5	942		736		1678	144	142	142
UG30-8	UGM6/15	11 / 15	1038		776		1814	144	142	142
UG30-9	UGM6/17.5	13 / 17.5	1133		826		1959	144	142	142
UG30-10	UGM6/17.5	13 / 17.5	1230		826		2056	144	142	142
UG30-11	UGM6/20	15 / 20	1326		866		2192	144	142	142
UG30-12	UGM6/25	18.5 / 25	1422		921		2343	144	142	142
UG30-13	UGM6/25	18.5 / 25	1517		921		2438	144	142	142
UG30-14	UGM6/25	18.5 / 25	1614		921		2535	144	142	142
UG30-15	UGM6/30	22 / 30	1710		996		2706	144	142	142
UG30-16	UGM6/30	22 / 30	1805		996		2801	144	142	142
UG30-17	UGM6/30	22 / 30	1902		996		2898	144	142	142
UG30-18	UGM6/35	26 / 35	1997		1056		3053	144	142	142
UG30-19	UGM6/35	26 / 35	2093		1056		3149	144	142	142
UG30-20	UGM6/35	26 / 35	2189		1056		3245	144	142	142
UG30-21	UGM6/40	30 / 40	2286		1176		3462	144	142	142
UG30-22	UGM6/40	30 / 40	2381		1176		3557	144	142	142
UG30-23	UGM6/40	30 / 40	2478		1176		3654	144	142	142
UG30-24	UGM8/50	37 / 50	2574		1010		3584	190	142	142
UG30-25	UGM8/50	37 / 50	2669		1010		3679	190	142	142
UG30-26	UGM8/50	37 / 50	2768		1010		3778	190	142	142
UG30-27	UGM8/50	37 / 50	2861		1010		3871	190	142	142
UG30-28	UGM8/50	37 / 50	2958		1010		3968	190	142	142
UG30-29	UGM8/60	45 / 60	3054		1062		4116	190	142	142
UG30-31	UGM8/60	45 / 60	3246		1062		4308	190	142	142
UG30-33	UGM8/60	45 / 60	3438		1062		4500	190	142	142
UG30-36	UGM8/75	55 / 75	-		1168		-	190	-	-
UG30-39	UGM8/75	55 / 75	-		1168		-	190	-	-

- Pump mounted in Sleeve
- * Maximum diameter of pump with one motor cable
- ** Maximum diameter of pump with two motor cables
- On Request

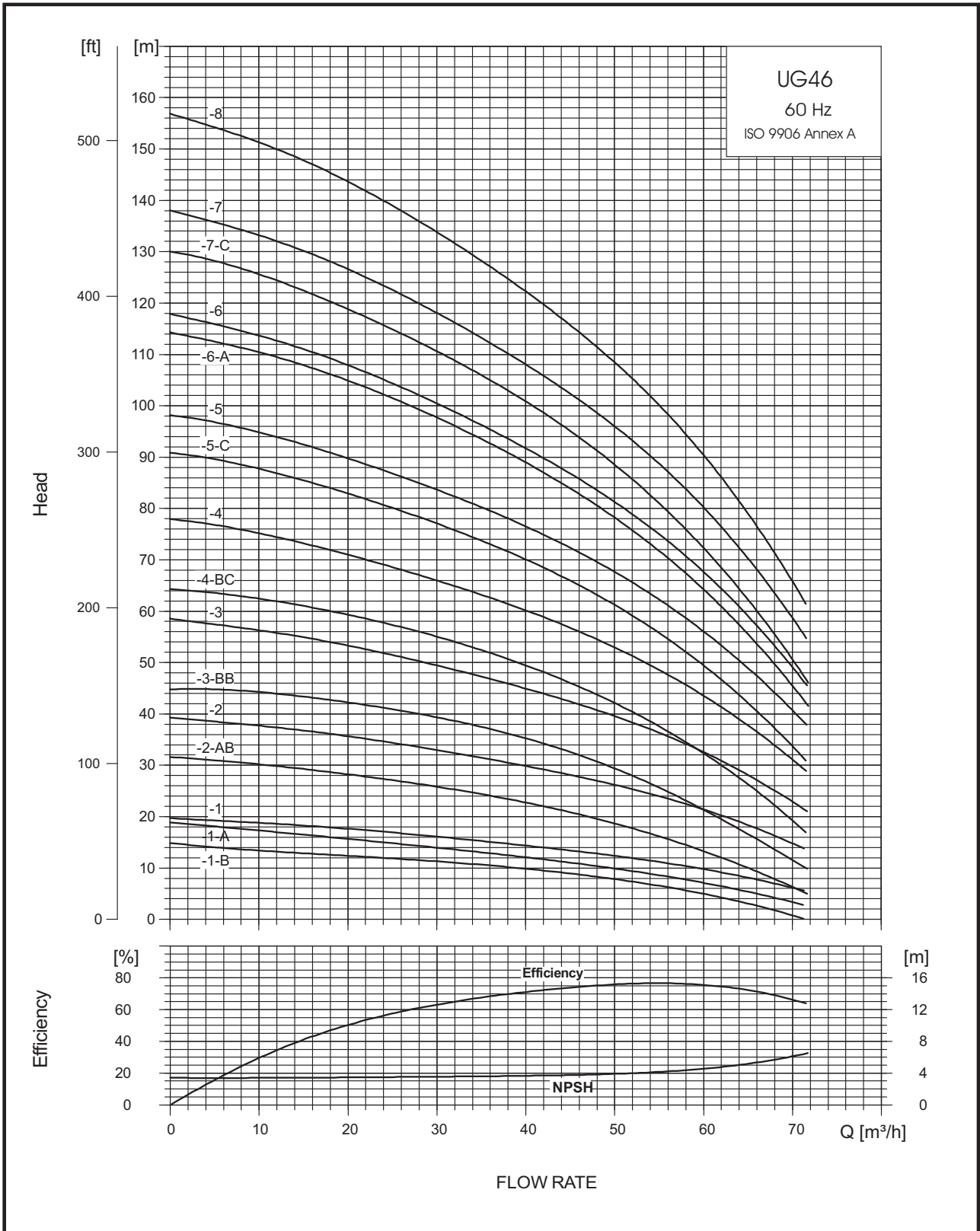
UG30 - Power Curve



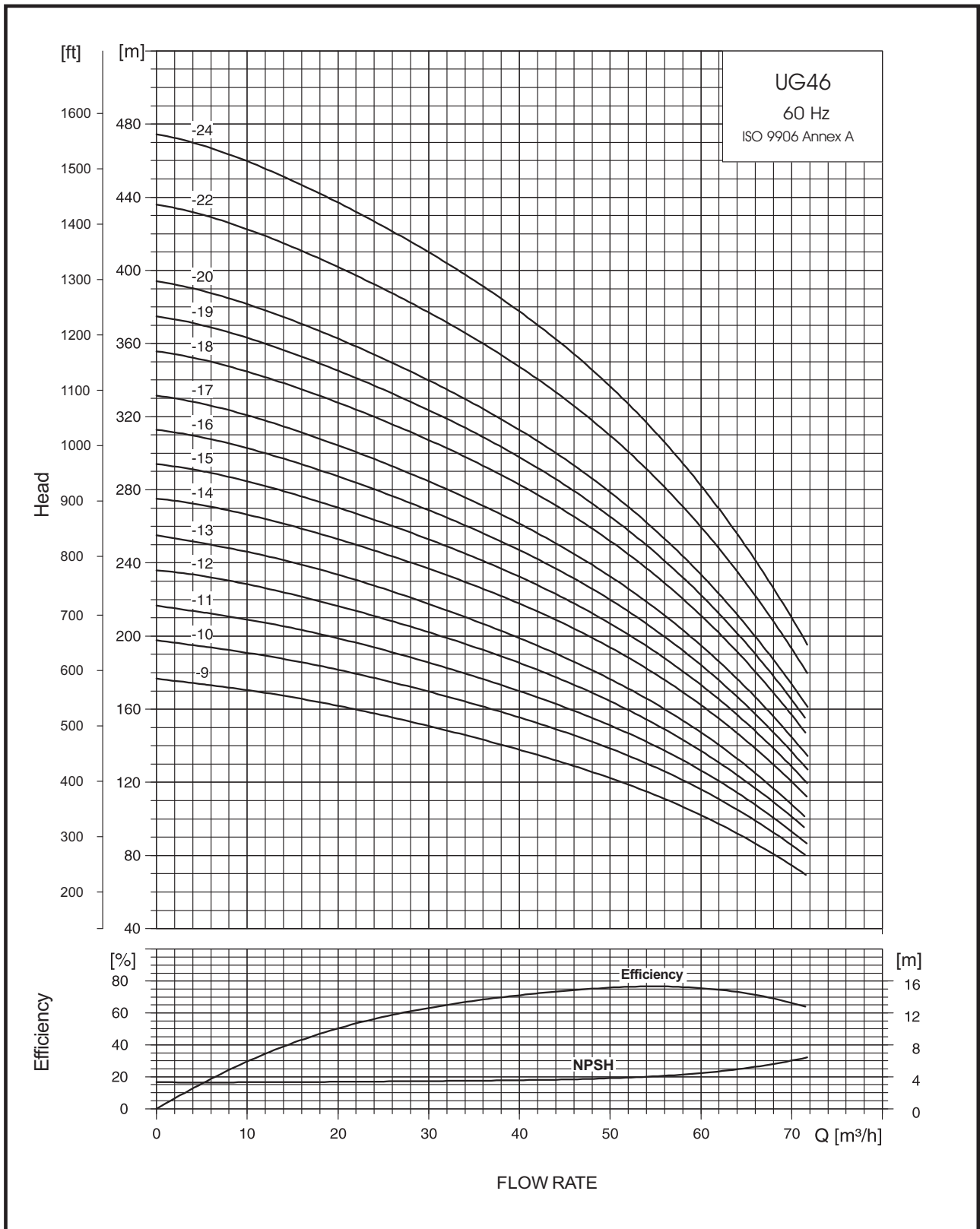
UG30 - Power Curve



UG46 - Performance Curve

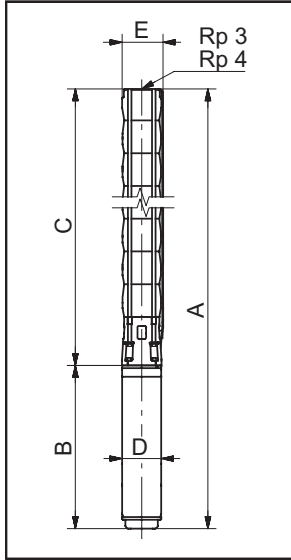


UG46 - Performance Curve



UG46 - Technical Data

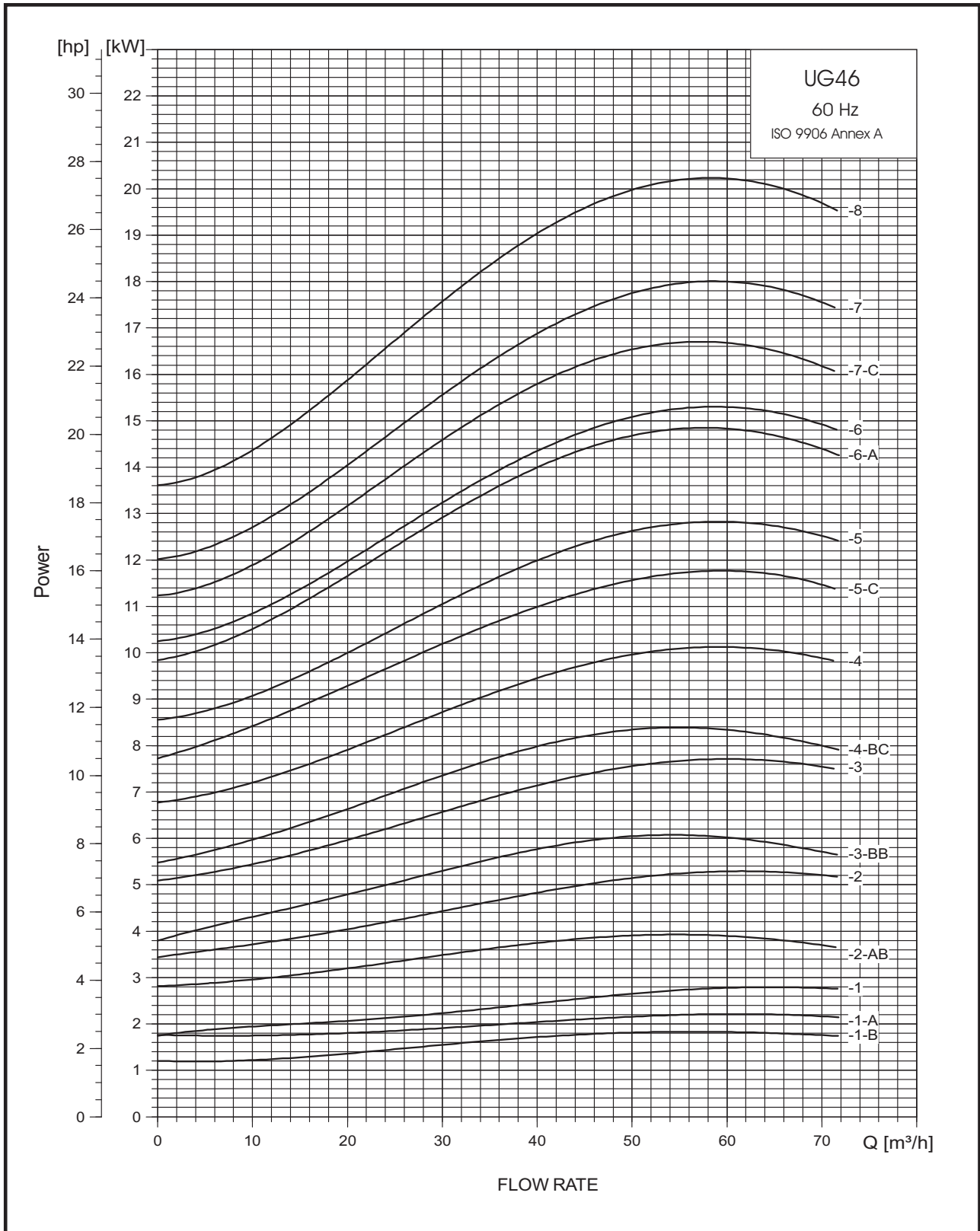
Dimensions and Weights



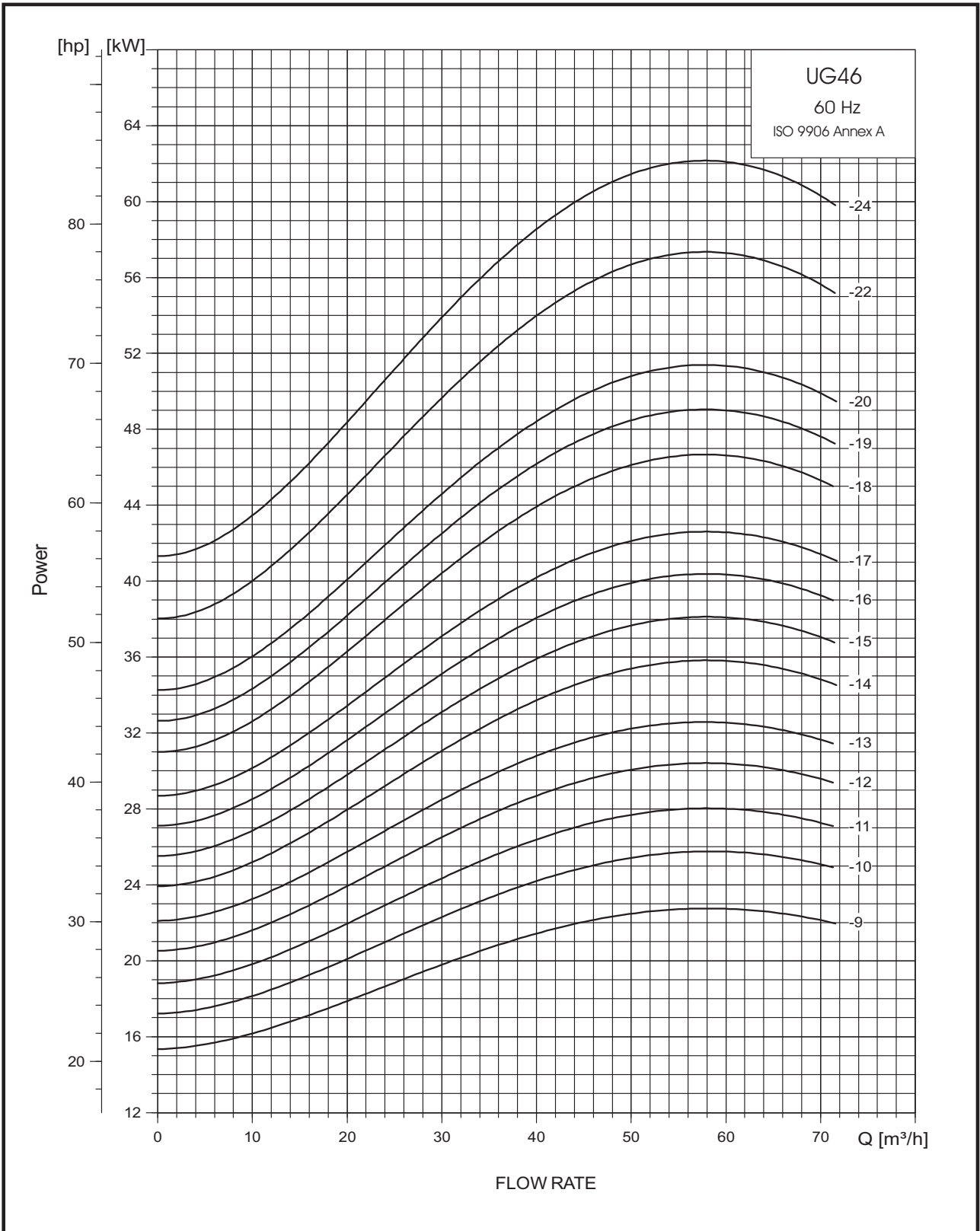
PUMP TYPE	MOTOR		DIMENSIONS (mm)							
	TYPE UGM.... (inch/HP)	POWER (KW/HP)	C	B		A		D	E*	E**
				1x230V	3x230V 3x400V	1x230V	3x230V 3x400V			
UG46-1-B	UGM4/2	1.5 / 2	383	512	477	895	860	96	146	148
UG46-1-A	UGM4/3	2.2 / 3	383	657	637	1040	1020	96	146	148
UG46-1	UGM4/4	3 / 4	383		677		1060	96	146	148
UG46-2	UGM4/7.5	5.5 / 7.5	496		877		1373	96	146	148
UG46-3-BB	UGM4/7.5	5.5 / 7.5	593		877		1470	96	149	152
UG46-3	UGM4/10	7.5 / 10	609		1017		1626	96	149	152
UG46-4-BC	UGM6/10	7.5 / 10	722		706		1428	144	149	152
UG46-4	UGM6/12.5	9.2 / 12.5	722		736		1458	144	149	152
UG46-5-C	UGM6/15	11 / 15	835		776		1611	144	149	152
UG46-5	UGM6/17.5	13 / 17.5	835		826		1661	144	149	152
UG46-6-A	UGM6/17.5	13 / 17.5	948		826		1774	144	149	152
UG46-6	UGM6/20	15 / 20	948		866		1814	144	149	152
UG46-7-C	UGM6/20	15 / 20	1061		866		1927	144	149	152
UG46-7	UGM6/25	18.5 / 25	1061		921		1982	144	149	152
UG46-8	UGM6/25	18.5 / 25	1174		921		2095	144	149	152
UG46-9	UGM6/30	22 / 30	1287		996		2283	144	149	152
UG46-10	UGM6/35	26 / 35	1400		1056		2456	144	149	152
UG46-11	UGM6/35	26 / 35	1513		1056		2569	144	149	152
UG46-12	UGM6/40	30 / 40	1626		1176		2802	144	149	152
UG46-13	UGM6/40	30 / 40	1739		1176		2915	144	149	152
UG46-14	UGM8/50	37 / 50	1852		1010		2862	190	149	152
UG46-15	UGM8/50	37 / 50	1965		1010		2975	190	149	152
UG46-16	UGM8/50	37 / 50	2078		1010		3088	190	149	152
UG46-17	UGM8/50	37 / 50	2191		1010		3201	190	149	152
UG46-18	UGM8/60	45 / 60	2333		1062		3395	190	-	-
UG46-19	UGM8/60	45 / 60	2446		1062		3508	190	-	-
• UG46-20	UGM8/60	45 / 60	2559		1062		3621	190	-	-
• UG46-22	UGM8/75	55 / 75	2948		1168		4116	190	-	-
• UG46-24	UGM8/75	55 / 75	-		1168		-	190	-	-

- Pump mounted in Sleeve
- * Maximum diameter of pump with one motor cable
- ** Maximum diameter of pump with two motor cables
- On Request

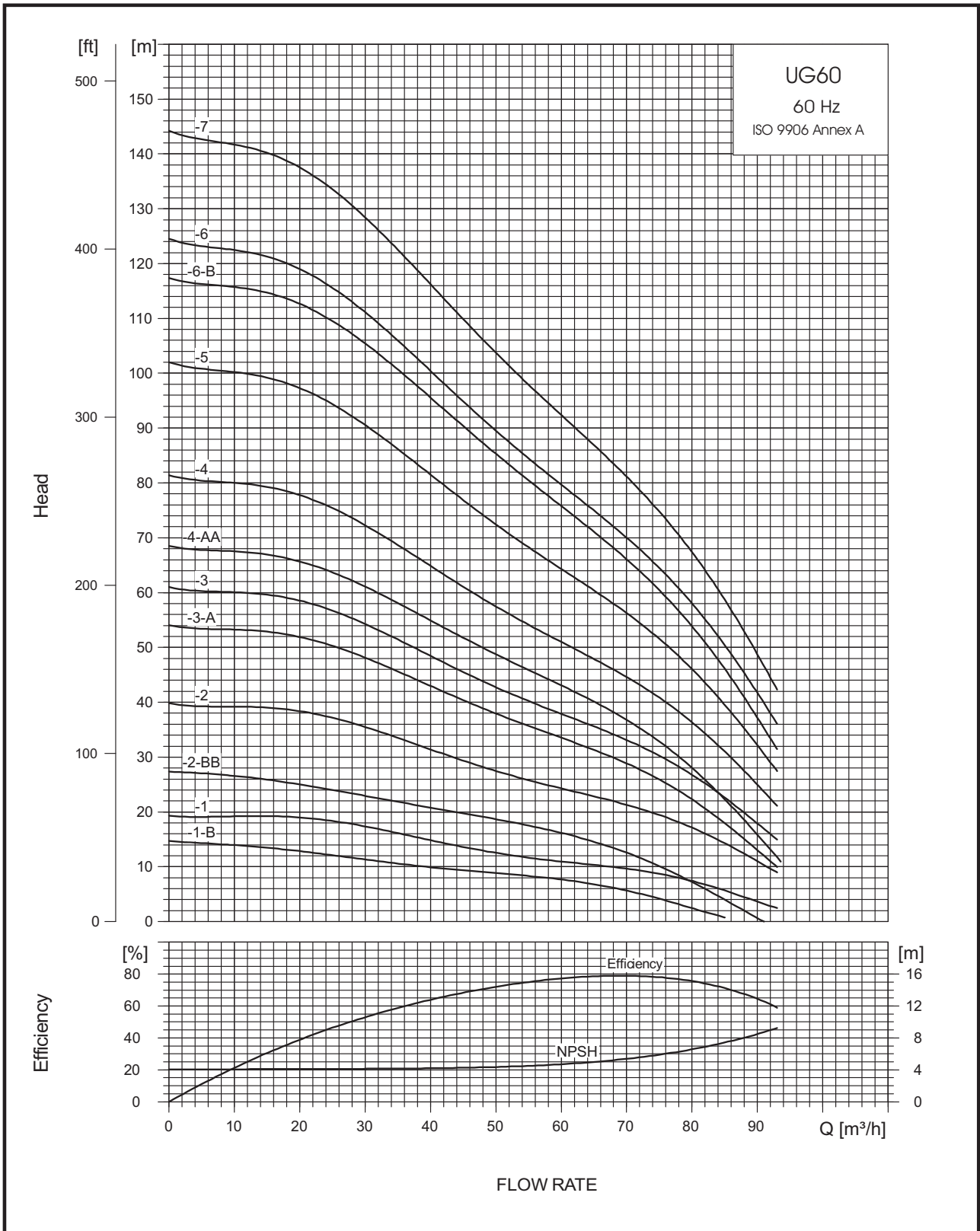
UG46 - Power Curve



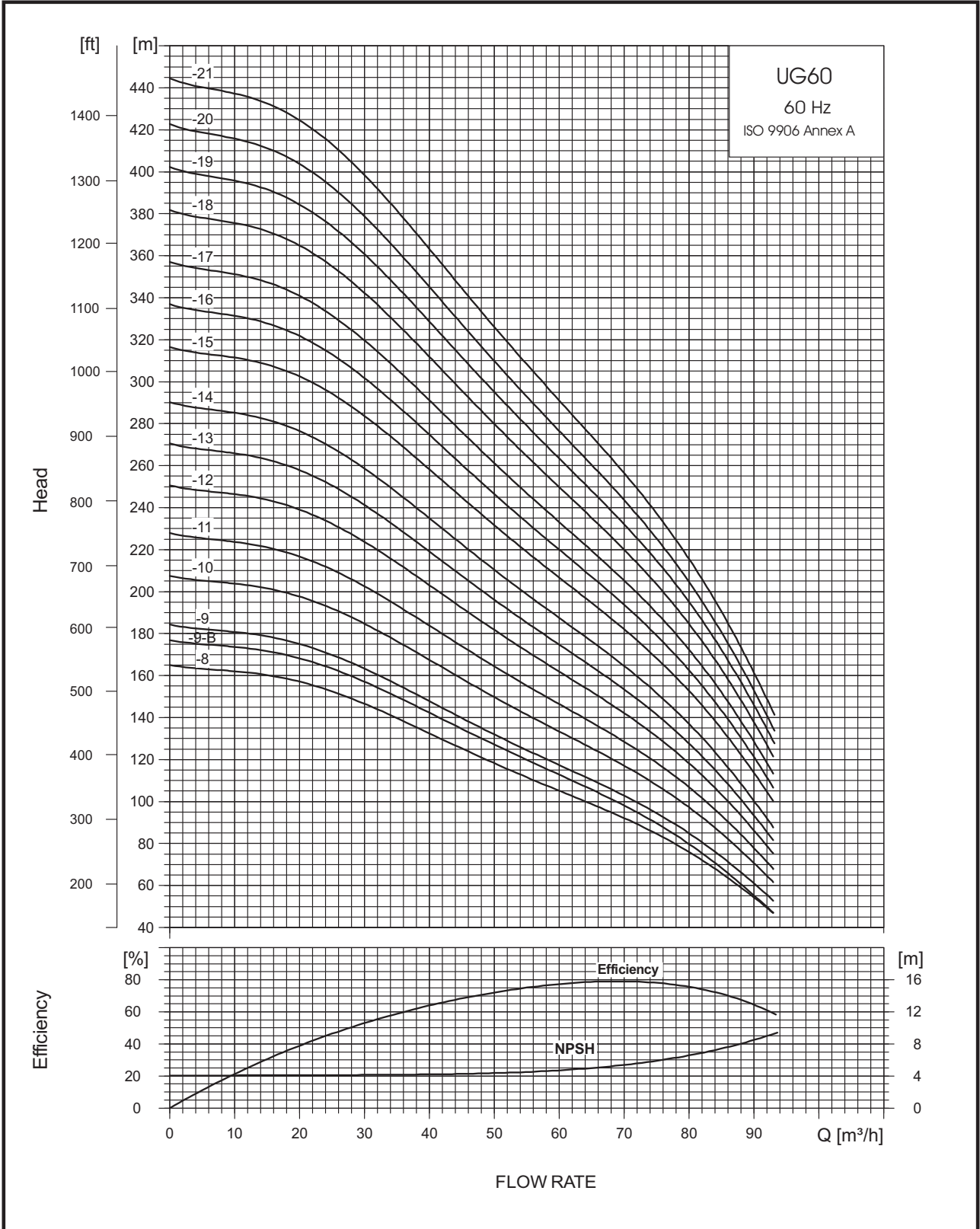
UG46 - Power Curve



UG60 - Performance Curve

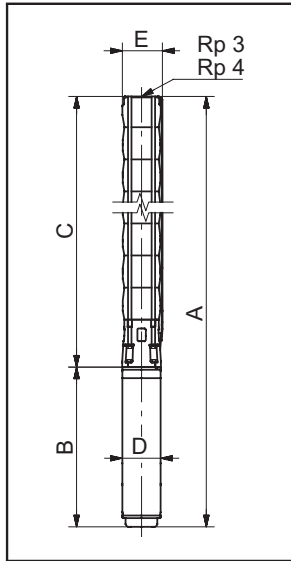


UG60 - Performance Curve



UG60 - Technical Data

Dimensions and Weights



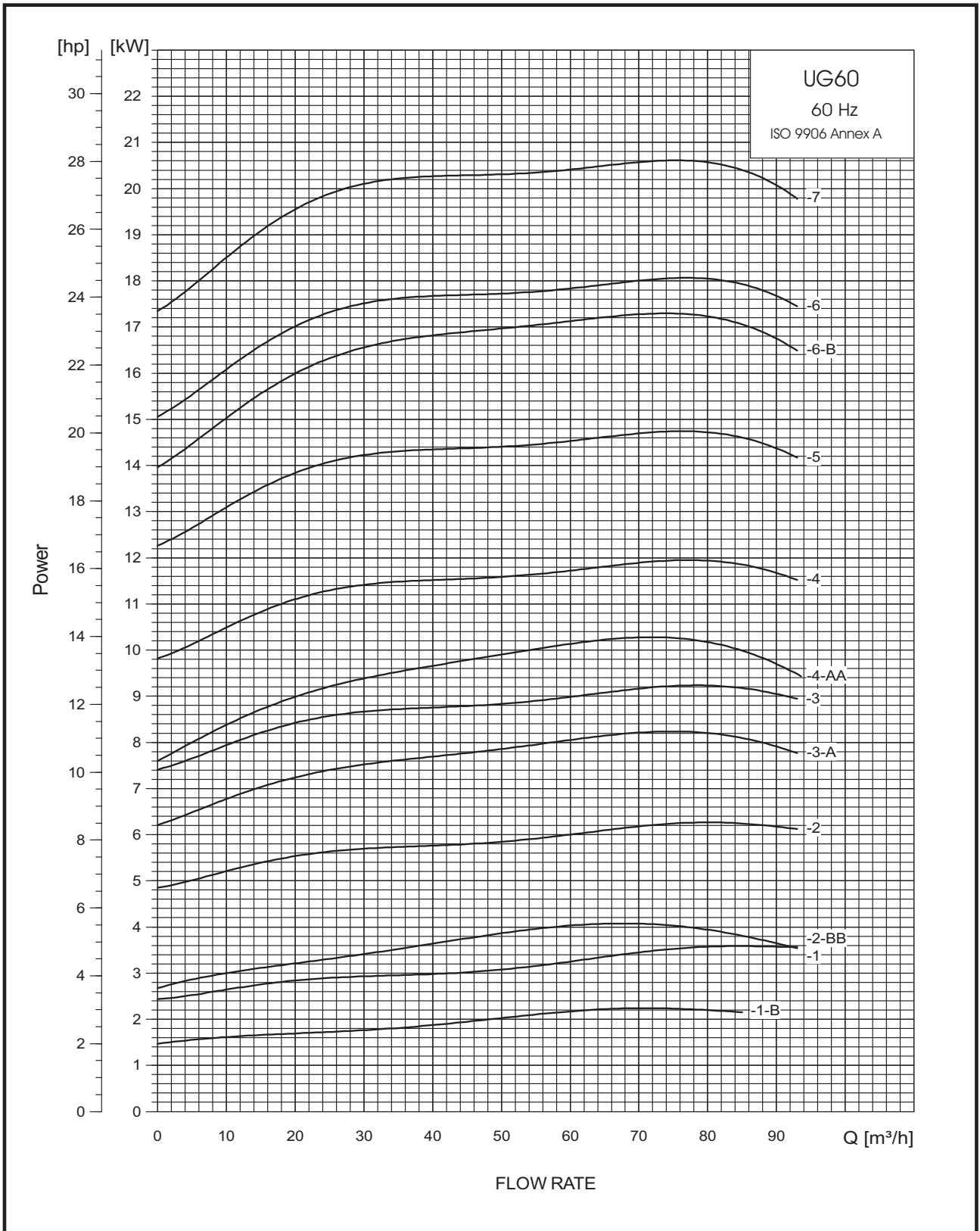
PUMP TYPE	MOTOR		DIMENSIONS (mm)							
	TYPE UGM.... (inch/HP)	POWER (KW/HP)	C	B		A		D	E*	E**
				1x230V	3x230V 3x400V	1x230V	3x230V 3x400V			
UG60-1-B	UGM4/3	2.2 / 3	383	657	637	1040	1020	96	146	148
UG60-1-A	UGM4/5.5	4 / 5.5	383		677		1060	96	146	148
UG60-1	UGM4/5.5	4 / 5.5	383		737		1120	96	146	148
UG60-2-BB	UGM4/5.5	4 / 5.5	496		737		1233	96	146	148
UG60-2	UGM4/7.5	5.5 / 7.5	496		877		1373	96	146	148
UG60-3A	UGM4/10	7.5 / 10	609		877		1486	96	149	152
UG60-3A	UGM6/10	7.5 / 10	609		706		1315	144	149	152
UG60-3	UGM6/12.5	9.2 / 12.5	609		736		1345	144	149	152
UG60-4AA	UGM6/12.5	9.2 / 12.5	722		736		1458	144	149	152
UG60-4	UGM6/15	11 / 15	722		776		1498	144	149	152
UG60-5	UGM6/17.5	13 / 17.5	835		826		1661	144	149	152
UG60-6B	UGM6/20	15 / 20	948		866		1814	144	149	152
UG60-6	UGM6/25	18.5 / 25	948		921		1869	144	149	152
UG60-7	UGM6/25	18.5 / 25	1061		921		1982	144	149	152
UG60-8	UGM6/30	22 / 30	1174		996		2170	144	149	152
UG60-9-B	UGM6/30	22 / 30	1287		996		2283	144	149	152
UG60-9	UGM6/35	26 / 35	1287		1056		2343	144	149	152
UG60-10	UGM6/35	26 / 35	1400		1056		2456	144	149	152
UG60-11	UGM6/40	30 / 40	1513		1176		2689	144	149	152
UG60-12	UGM8/50	37 / 50	1626		1010		2636	190	149	152
UG60-13	UGM8/50	37 / 50	1739		1010		2749	190	149	152
UG60-14	UGM8/50	37 / 50	1852		1010		2862	190	149	152
UG60-15	UGM8/60	45 / 60	1965		1062		3027	190	149	152
UG60-16	UGM8/60	45 / 60	2078		1062		3140	190	149	152
UG60-17	UGM8/60	45 / 60	2191		1062		3253	190	149	152
UG60-18	UGM8/75	55 / 75	-		1168		-	190	-	-
UG60-19	UGM8/75	55 / 75	-		1168		-	190	-	-
UG60-20	UGM8/75	55 / 75	-		1168		-	190	-	-
UG60-21	UGM8/85	63 / 85	-		-		-	192	-	-

* Maximum diameter of pump with one motor cable

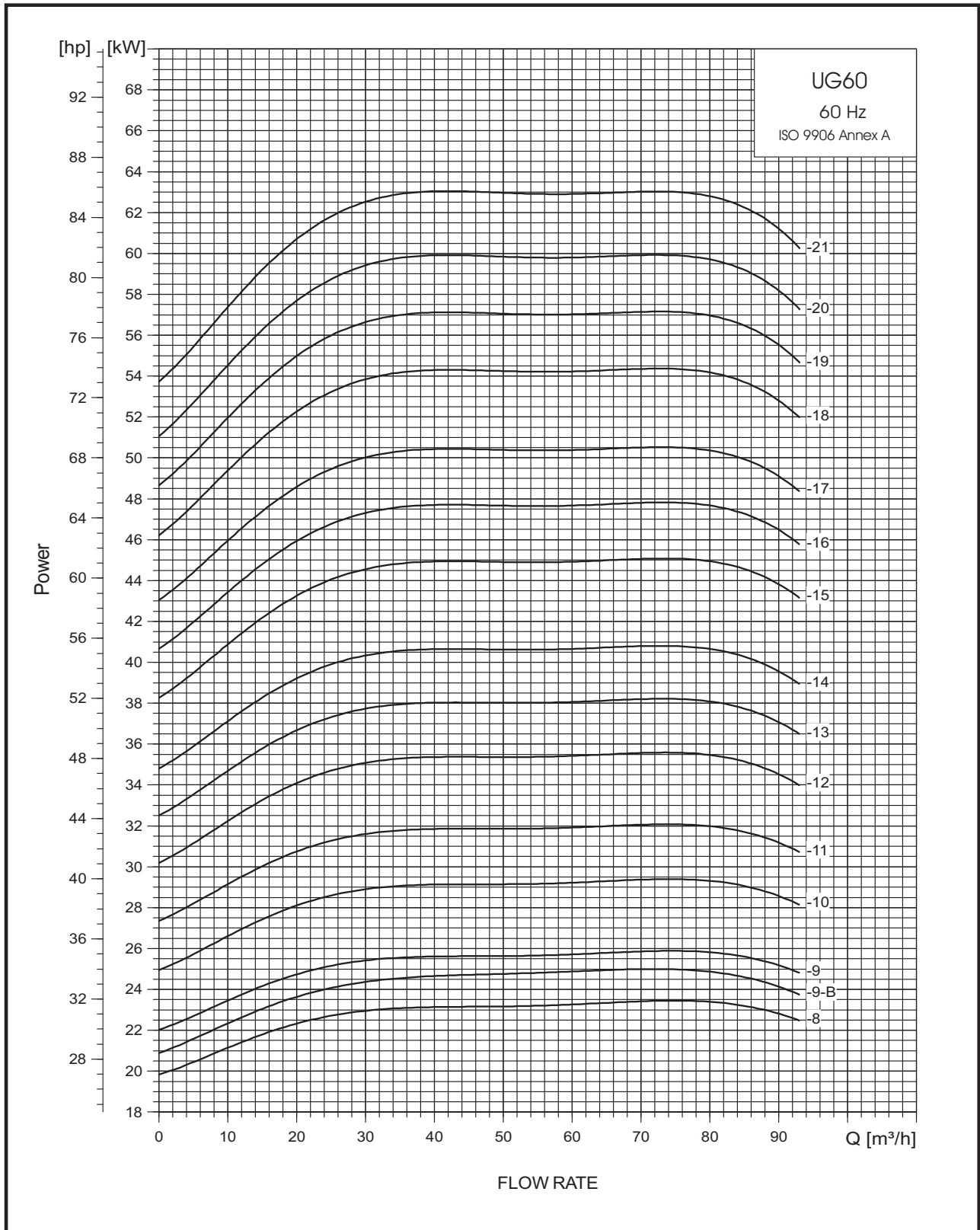
** Maximum diameter of pump with two motor cables

- On Request

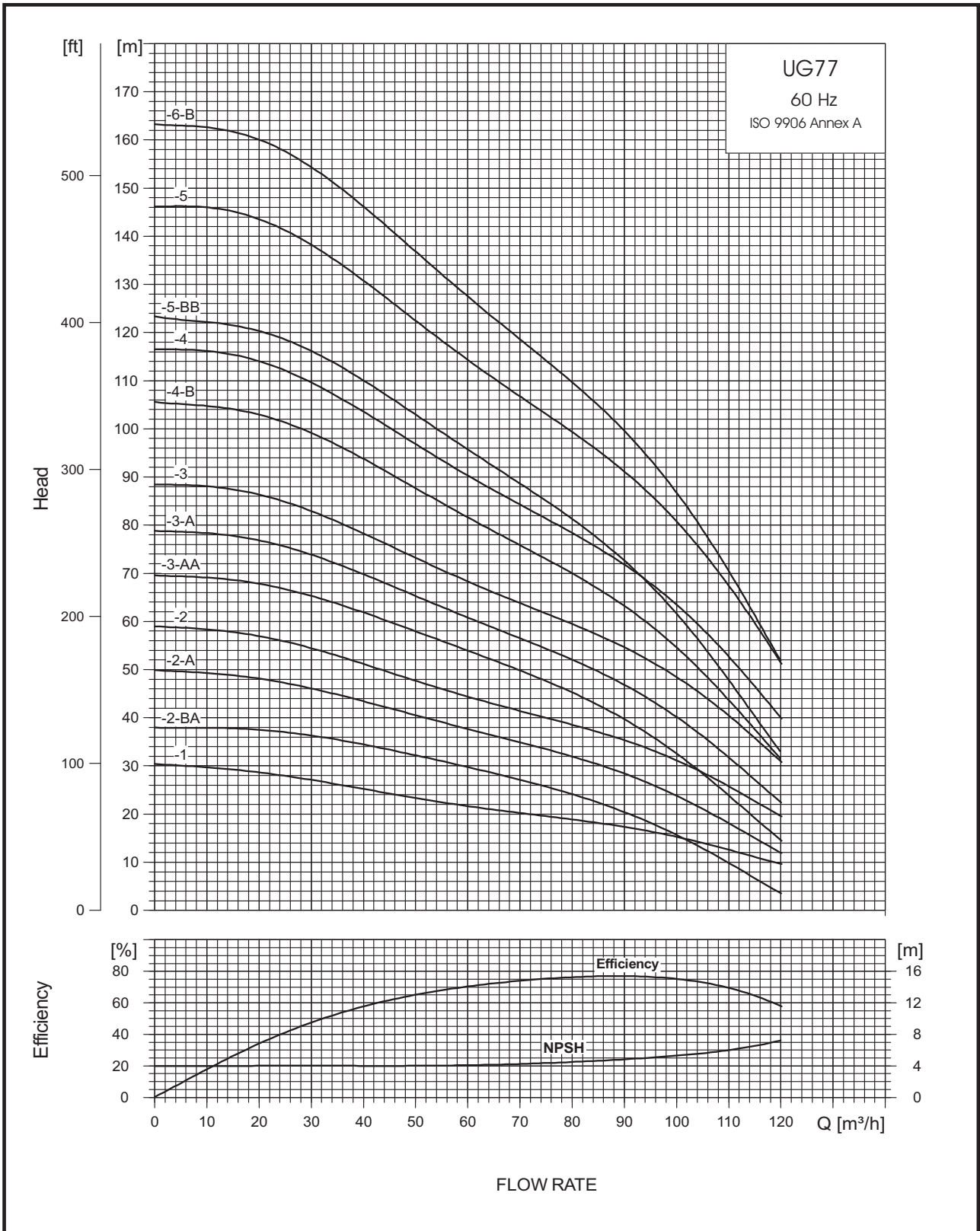
UG60 - Power Curve



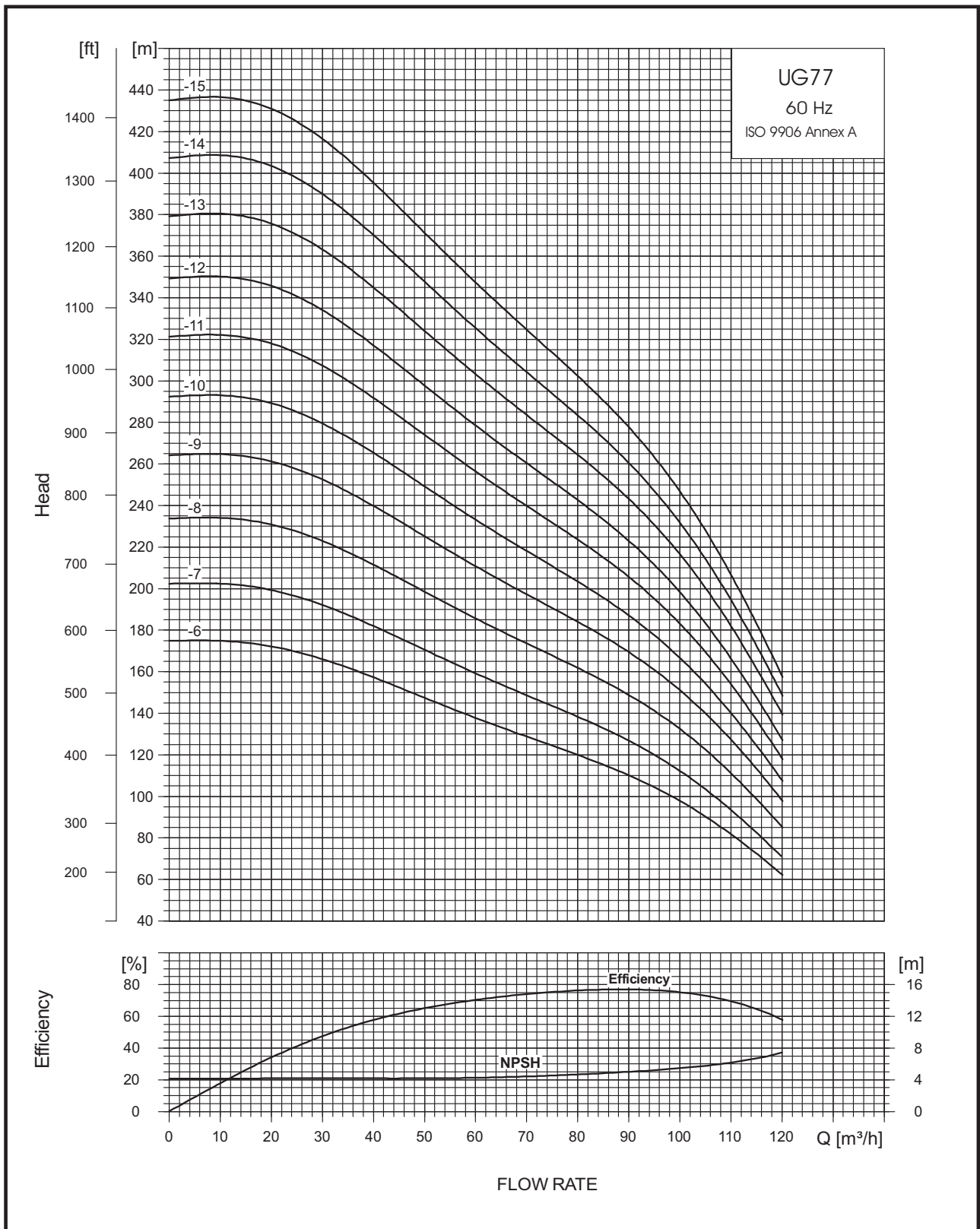
UG60 - Power Curve



UG77 - Performance Curve

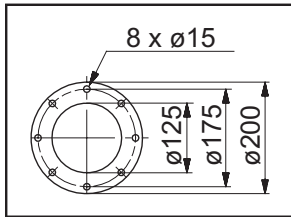
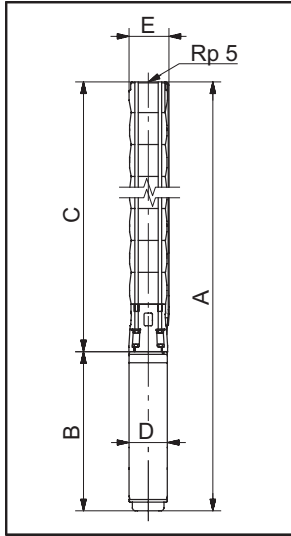


UG77 - Performance Curve



UG77 - Technical Data

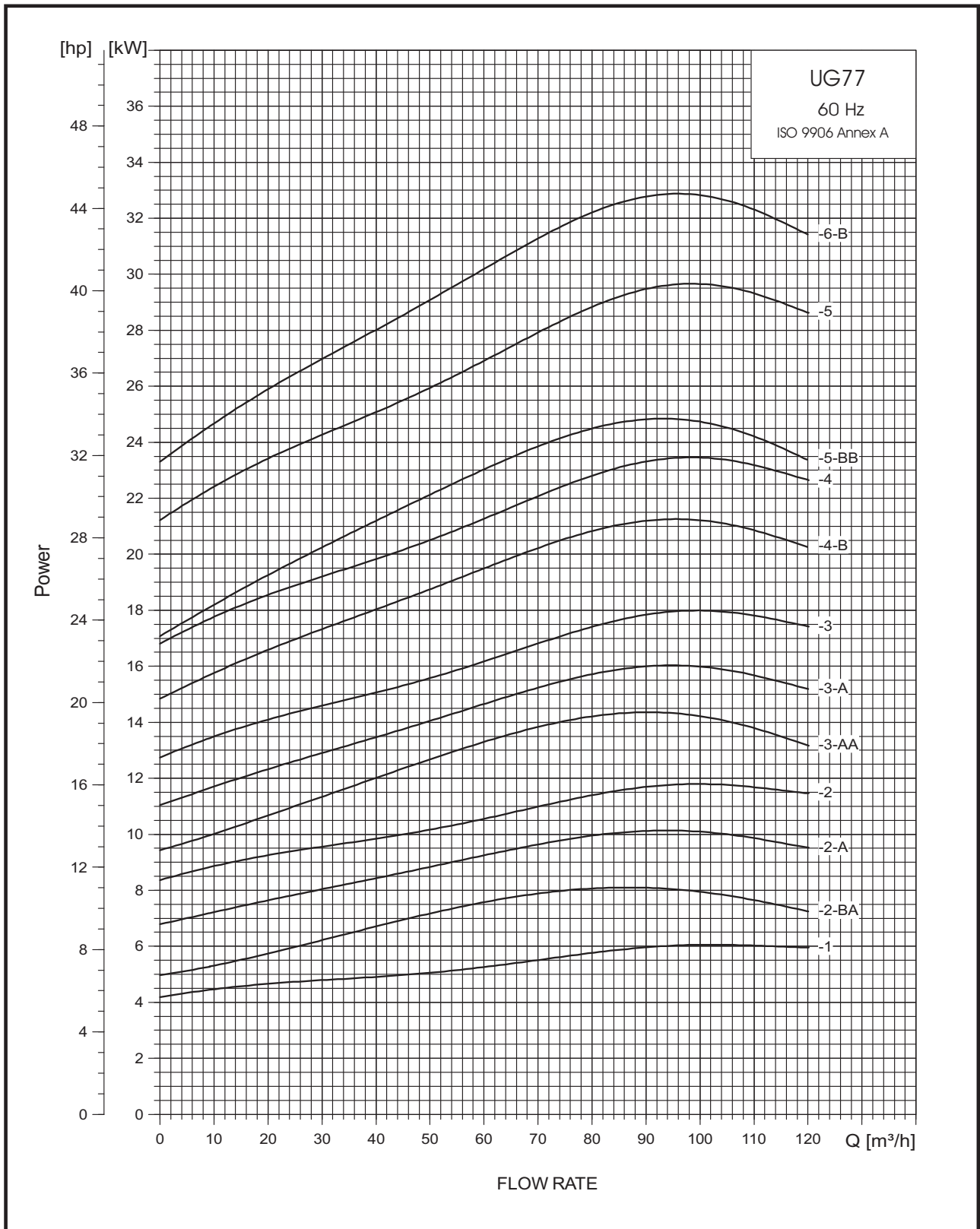
Dimensions and Weights



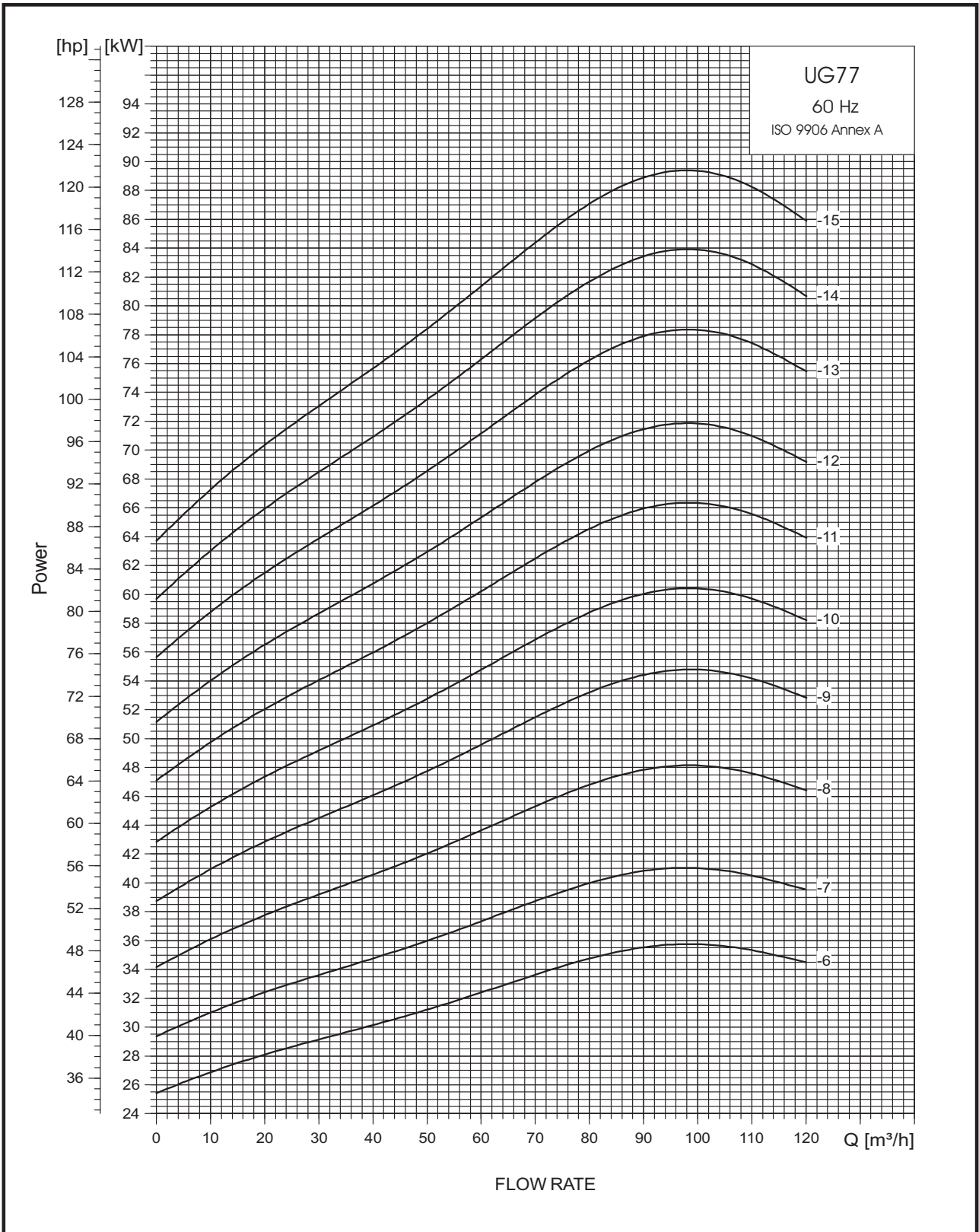
PUMP TYPE	MOTOR		DIMENSIONS									
	TYPE UGM.... (inch/HP)	POWER (KW/HP)	5" Connection (RP,NPT)				5" Flange				B	D
			A	C	E*	E**	A	C	E*	E**		
UG77-1	UGM6/7.5	5.5 / 7.5	1294	618	178	186	1294	618	200	200	676	144
UG77-2-BA	UGM6/10	7.5 / 10	1452	746	178	186	1452	746	200	200	706	144
UG77-2-A	UGM6/12.5	9.2 / 12.5	1482	746	178	186	1482	746	200	200	736	144
UG77-2	UGM6/15	11 / 15	1522	746	178	186	1522	746	200	200	776	144
UG77-3-AA	UGM6/17.5	13 / 17.5	1700	874	178	186	1700	874	200	200	826	144
UG77-3-A	UGM6/20	15 / 20	1740	874	178	186	1740	874	200	200	866	144
UG77-3	UGM6/25	18.5 / 25	1795	874	178	186	1795	874	200	200	921	144
UG77-4-B	UGM6/25	18.5 / 25	1924	1003	178	186	1924	1003	200	200	921	144
UG77-4	UGM6/30	22 / 30	1999	1003	178	186	1999	1003	200	200	996	144
UG77-5-BB	UGM6/35	26 / 35	2187	1131	178	186	2187	1131	200	200	1056	144
UG77-5	UGM6/40	30 / 40	2307	1131	178	186	2307	1131	200	200	1176	144
UG77-6-B	UGM6/40	30 / 40	2435	1259	178	186	2435	1259	200	200	1176	144
UG77-6	UGM8/50	37 / 50	2269	1259	178	186	2269	1259	200	200	1010	190
UG77-7	UGM8/50	37 / 50	2397	1387	178	186	2397	1387	200	200	1010	190
UG77-8	UGM8/60	45 / 60	2589	1527	200	204	2589	1527	205	205	1062	190
UG77-9	UGM8/75	55 / 75	2823	1655	200	204	2823	1655	205	205	1168	190
UG77-10	UGM8/75	55 / 75	2951	1783	200	204	2951	1783	205	205	1168	190
UG77-11	UGM8/85	63 / 85	3107	1911	200	204	3107	1911	205	205	1196	192
UG77-12	UGM8/85	63 / 85	3235	2039	200	204	3235	2039	205	205	1196	192
UG77-13	UGM8/100	75 / 100	3492	2168	200	204	3492	2168	205	205	1324	192
UG77-14	UGM8/125	92 / 125	-	-	-	-	-	-	-	-	1469	192
UG77-15	UGM8/125	92 / 125	-	-	-	-	-	-	-	-	1469	192

* Maximum diameter of pump with one motor cable
 ** Maximum diameter of pump with two motor cables

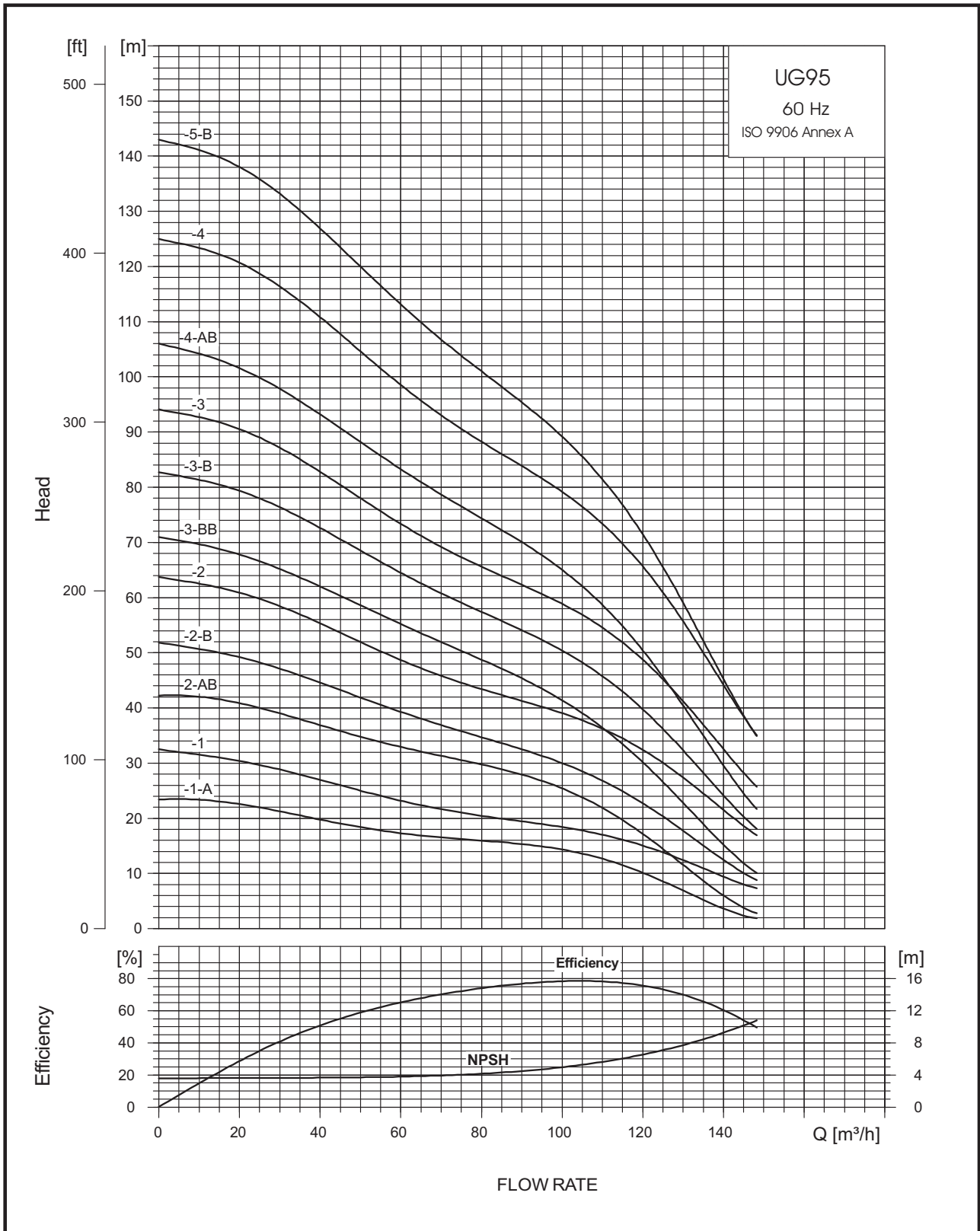
UG77 - Power Curve



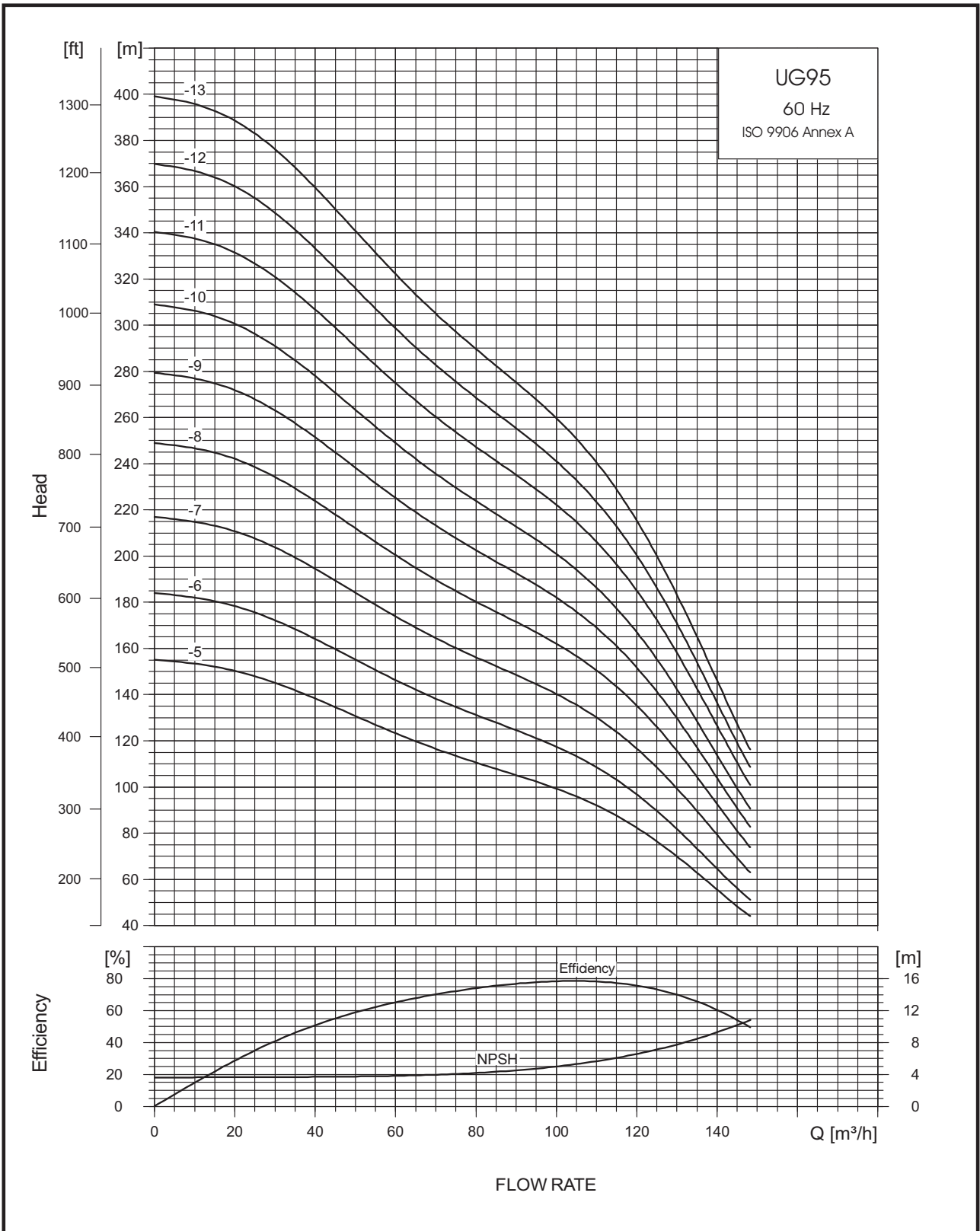
UG77 - Power Curve



UG95 - Performance Curve

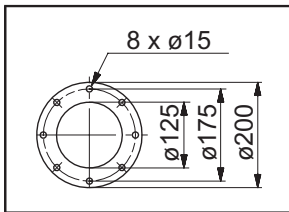
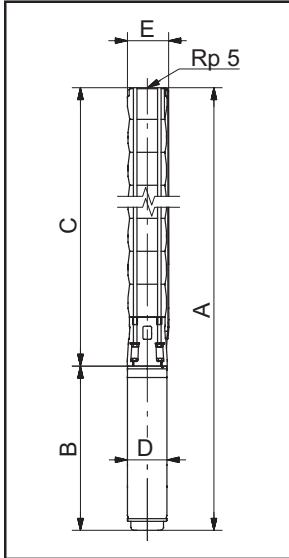


UG95 - Performance Curve



UG95 - Technical Data

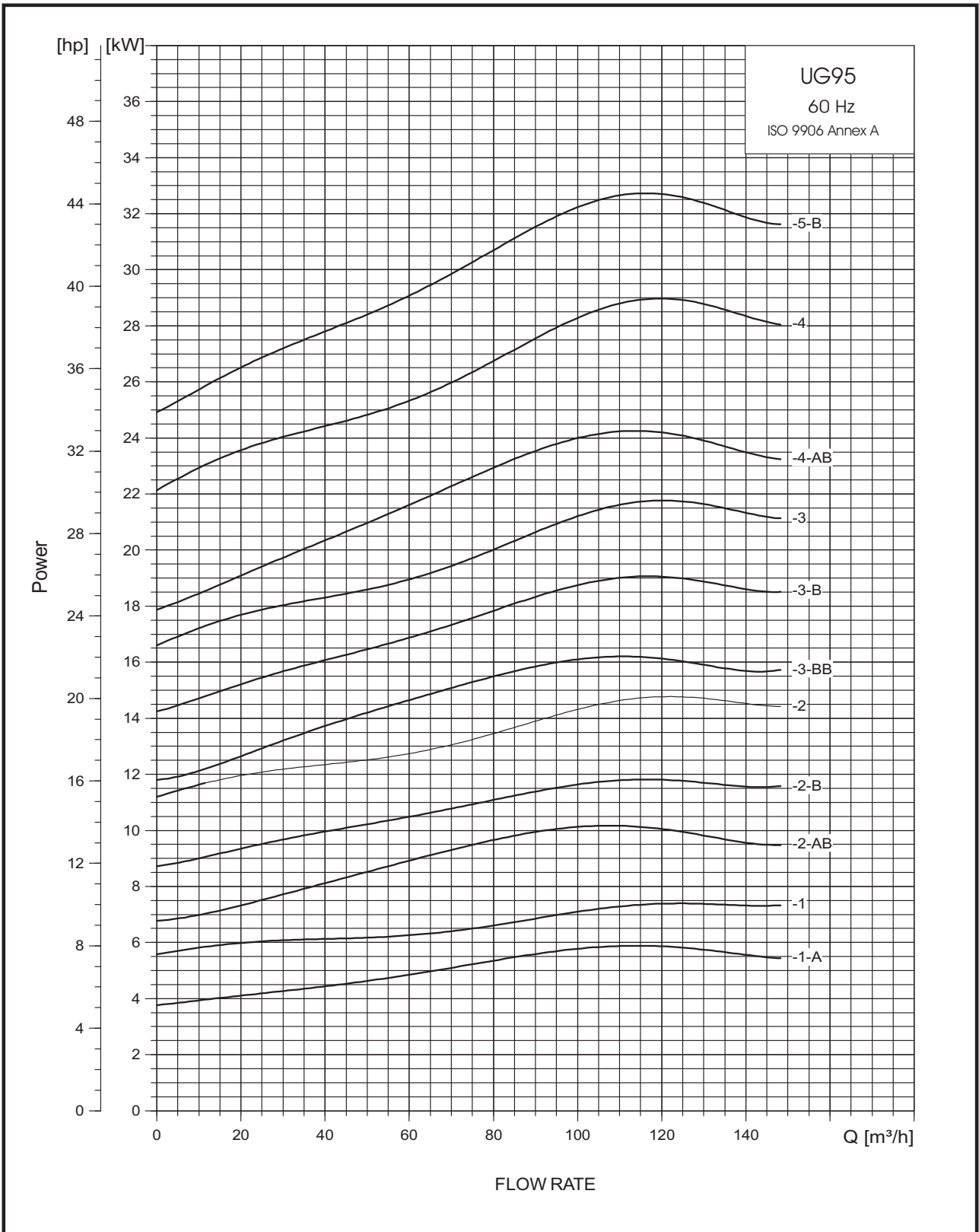
Dimensions and Weights



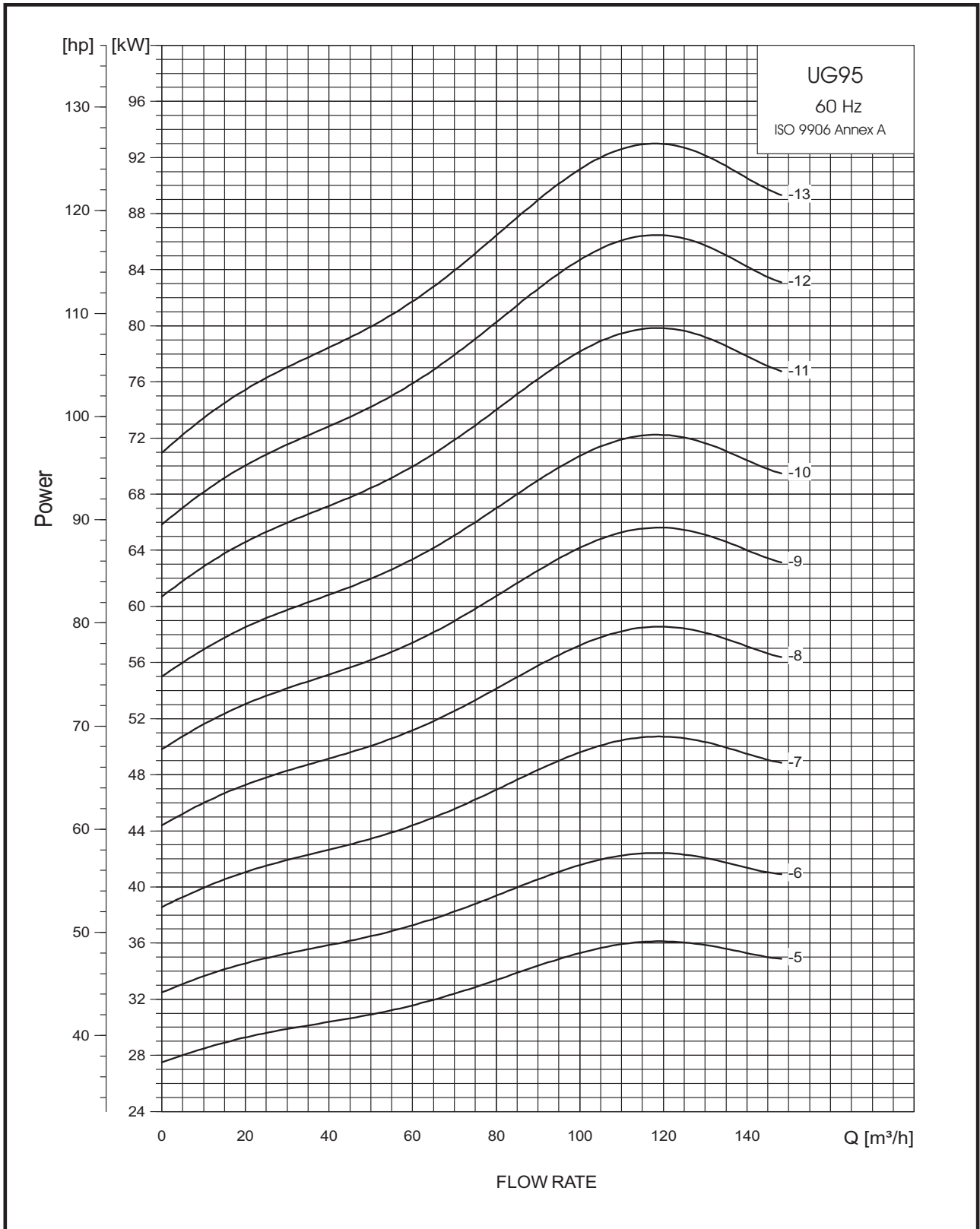
PUMP TYPE	MOTOR		DIMENSIONS									
	TYPE UGM.... (inch/HP)	POWER (KW/HP)	5" Connection (RP,NPT)				5" Flange				B	D
			A	C	E*	E**	A	C	E*	E**		
UG95-1-A	UGM6/7.5	5.5/7.5	1294	618	179	183	1294	618	200	200	676	144
UG95-1	UGM6/10	7.5/10	1324	618	179	183	1324	618	200	200	706	144
UG95-2-AB	UGM6/12.5	9.2/12.5	1482	746	179	183	1482	746	200	200	736	144
UG95-2-B	UGM6/15	11 / 15	1522	746	179	183	1522	746	200	200	776	144
UG95-2	UGM6/17.5	13/17.5	1572	746	179	183	1572	746	200	200	826	144
UG95-3-BB	UGM6/20	15/20	1740	874	179	183	1740	874	200	200	866	144
UG95-3-B	UGM6/25	18.5/25	1795	874	179	183	1795	874	200	200	921	144
UG95-3	UGM6/30	22/30	1870	874	179	183	1870	874	200	200	996	144
UG95-4-AB	UGM6/30	22/30	1999	1003	179	183	1999	1003	200	200	996	144
UG95-4	UGM6/35	26/35	2059	1003	179	183	2059	1003	200	200	1056	144
UG95-5-B	UGM6/40	30/40	2307	1131	179	183	2307	1131	200	200	1176	144
UG95-5	UGM8/50	37/50	2141	1131	179	183	2141	1131	200	200	1010	190
UG95-6	UGM8/50	37/50	2269	1259	179	183	2269	1259	200	200	1010	190
UG95-7	UGM8/60	45/60	2460	1398	205	205	2460	1398	200	202	1062	190
UG95-8	UGM8/75	55/75	2695	1527	205	205	2695	1527	200	202	1168	190
UG95-9	UGM8/85	63 / 85	2851	1655	205	205	2851	1655	200	202	1196	192
UG95-10	UGM8/85	63 / 85	2979	1783	205	205	2979	1783	200	202	1196	192
UG95-11	UGM8/100	75/100	3235	1911	205	205	3235	1911			1324	192
UG95-12	UGM8/125	92/125	3508	2039	205	205	3508	2039			1469	192
UG95-13	UGM8/125	92/125	3637	2168	205	205	3637	2168			1469	192

- * Maximum diameter of pump with one motor cable
- ** Maximum diameter of pump with two motor cables

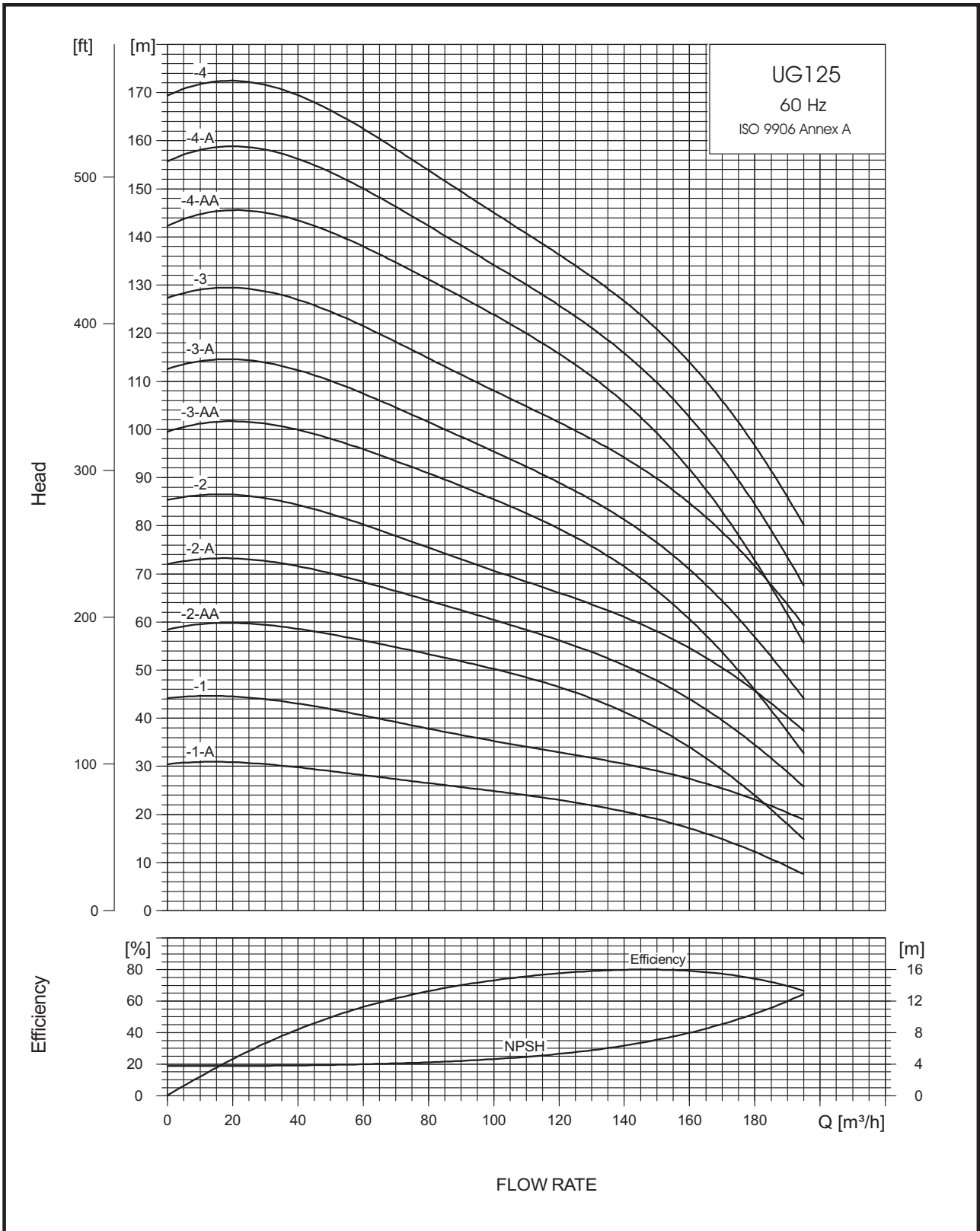
UG95 - Power Curve



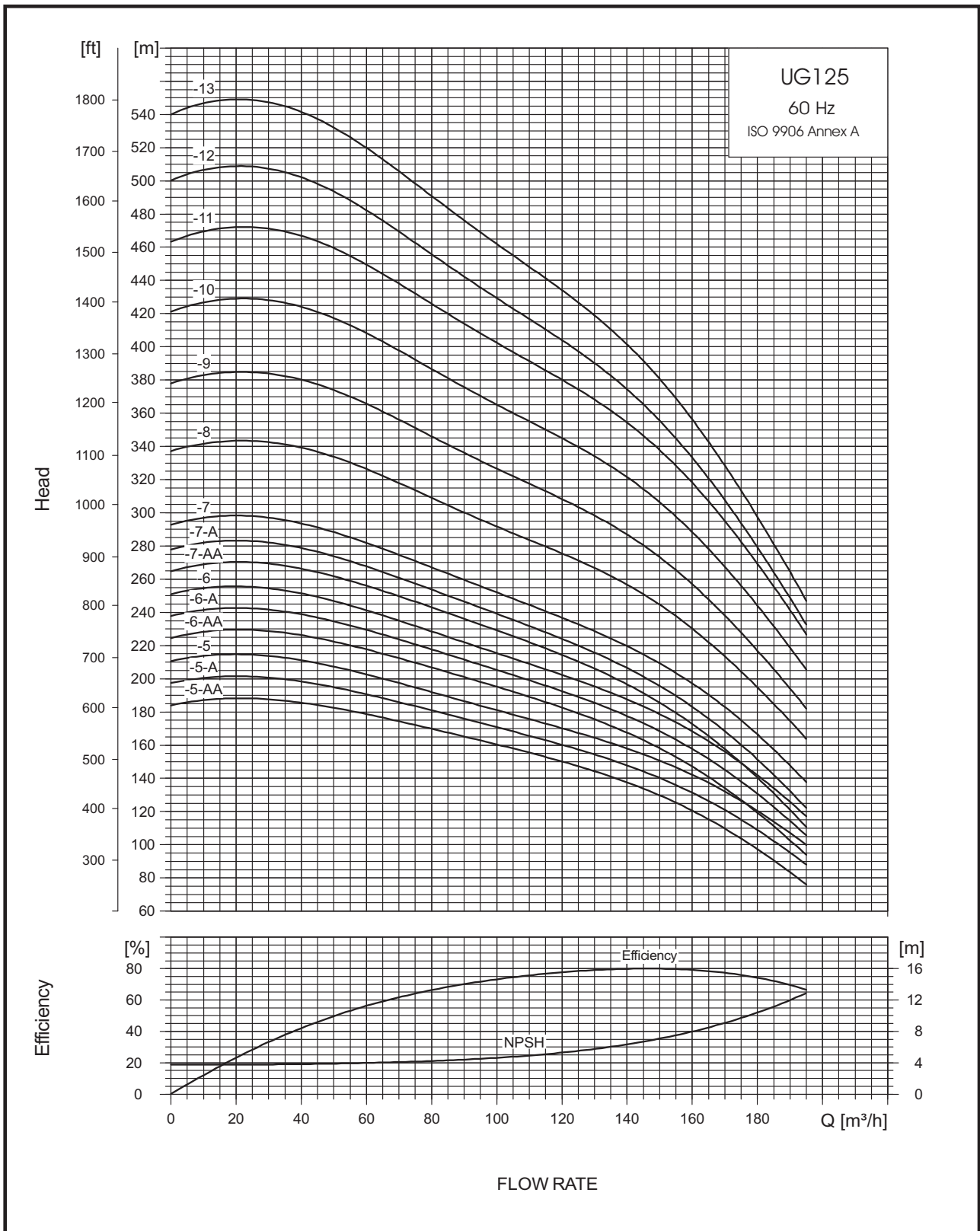
UG95 - Power Curve



UG125 - Performance Curve

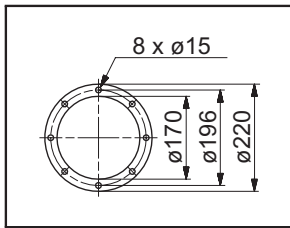
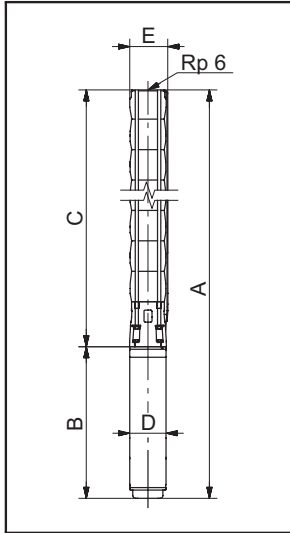


UG125 - Performance Curve



UG125 - Technical Data

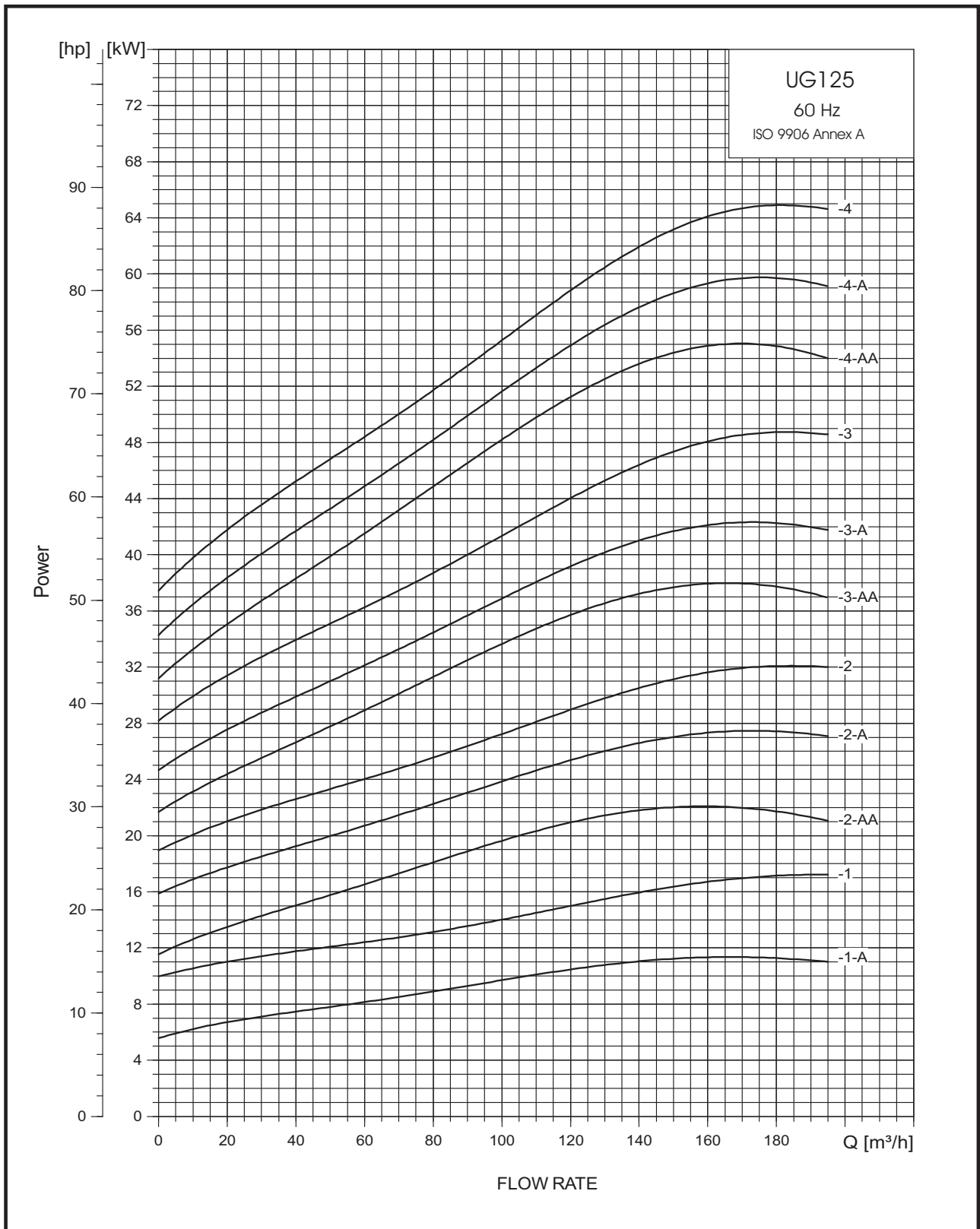
Dimensions and Weights



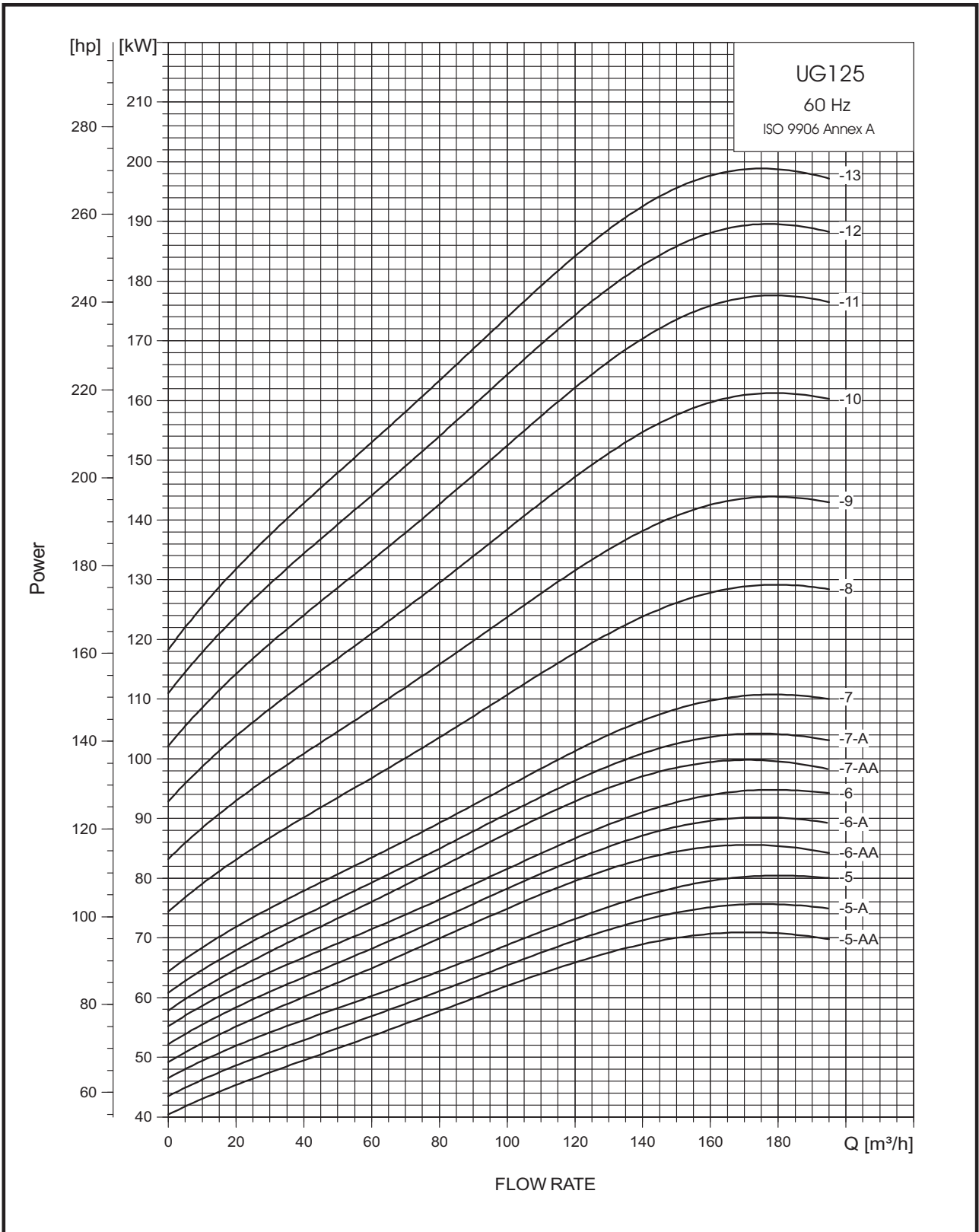
PUMP TYPE	MOTOR		DIMENSIONS									
	TYPE UGM.... (inch/HP)	POWER (KW/HP)	6" Connection (RP,NPT)				6" Flange				B	D
			A	C	E*	E**	A	C	E*	E**		
UG125-1-A	UGM6/15	11/15	1287	652	211	215	1287	652	222	226	635	143
UG125-1	UGM6/25	18.5/25	1406	652	211	215	1406	652	222	226	754	143
UG125-2-AA	UGM6/30	22/30	1619	807	211	215	1619	807	222	226	812	143
UG125-2-A	UGM6/35	26/35	1681	807	211	215	1681	807	222	226	874	143
UG125-2	UGM6/40	30/40	1751	807	213	219	1751	807	229	232	944	143
UG125-3-AA	UGM8/50	37/50	1973	963	213	219	1973	963	229	232	1010	190
UG125-3-A	UGM8/50	37/50	1973	963	213	219	1973	963	229	232	1010	190
UG125-3	UGM8/60	45/60	2025	963	213	219	2025	963	229	232	1062	190
UG125-4-AA	UGM8/75	55/75	2286	1118	213	219	2286	1118	229	232	1168	190
UG125-4-A	UGM8/75	55/75	2286	1118	213	219	2286	1118	229	232	1168	190
UG125-4	UGM8/85	63 / 85	2314	1118	213	219	2314	1118	229	232	1196	192
UG125-5-AA	UGM8/100	75/100	2598	1274	213	219					1324	192
UG125-5-A	UGM8/100	75/100	2598	1274	213	219					1324	192
UG125-5	UGM8/100	75/100	2598	1274	213	219					1324	192
UG125-6-AA	UGM8/100	75/100	2753	1429	213	219					1324	192
UG125-6-A	UGM8/125	92/125	2898	1429	213	219					1469	192
UG125-6	UGM8/125	92/125	2898	1429	213	219					1469	192
UG125-7-AA	UGM8/125	92/125	3054	1585	213	219					1469	192
UG125-7-A	UGM8/125	92/125	3054	1585	213	219					1469	192
UG125-7	UGM8/150	110/150	3152	1585	213	219					1567	192
UG125-8	UGM10/175	132/175	-	1870	227	247					-	230
UG125-9	UGM10/175	132/175	-	2026	227	247					-	230
UG125-10	UGM10/200	147/200	3856	2181	227	247					1675	230
UG125-11	UGM10/230	170/230	-	2337	227	247					-	230
UG125-12	UGM12/250	185/250	-	-	-	-					-	-
UG125-13	UGM12/250	185/250	-	-	-	-					-	-

* Maximum diameter of pump with one motor cable
 ** Maximum diameter of pump with two motor cables

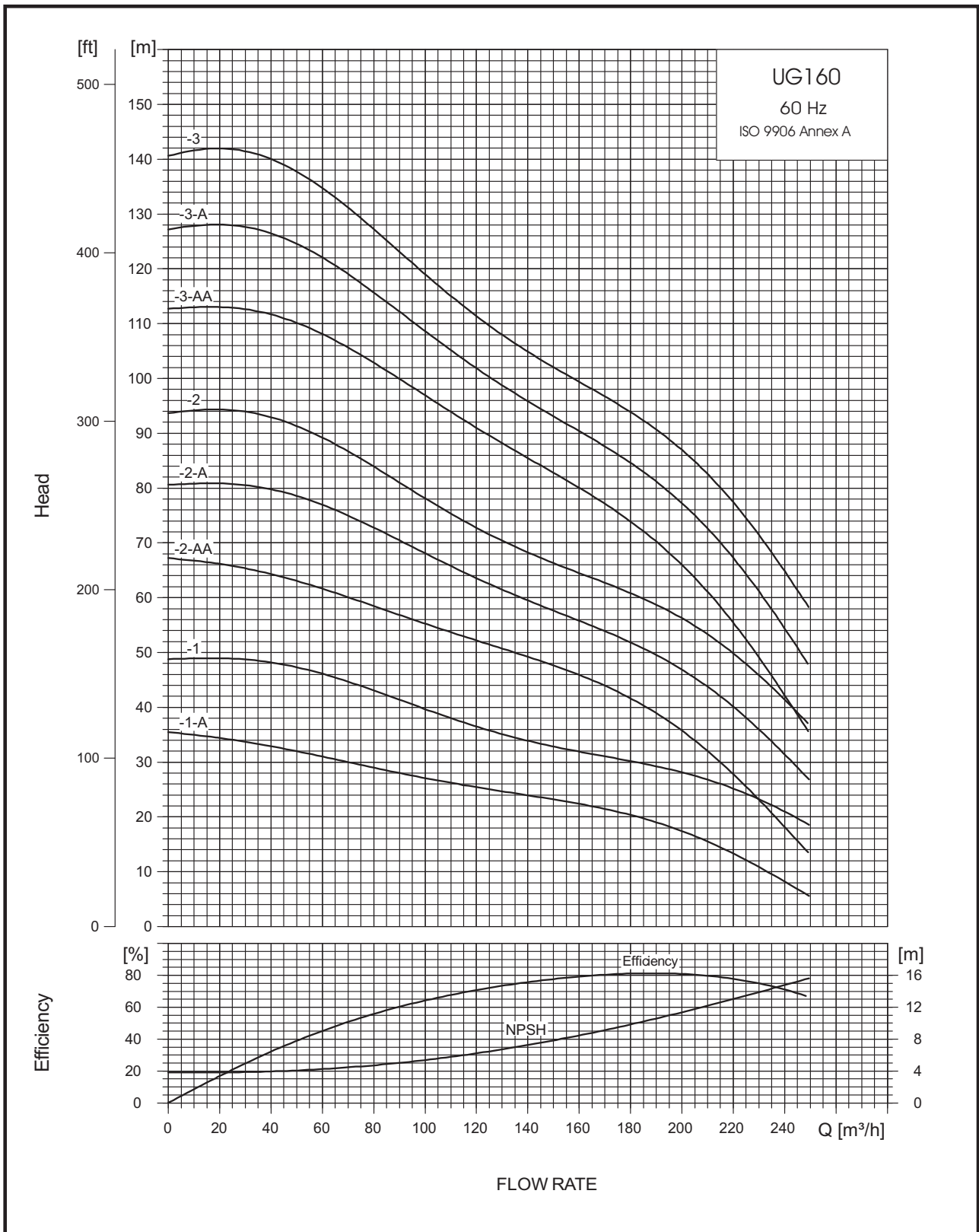
UG125 - Power Curve



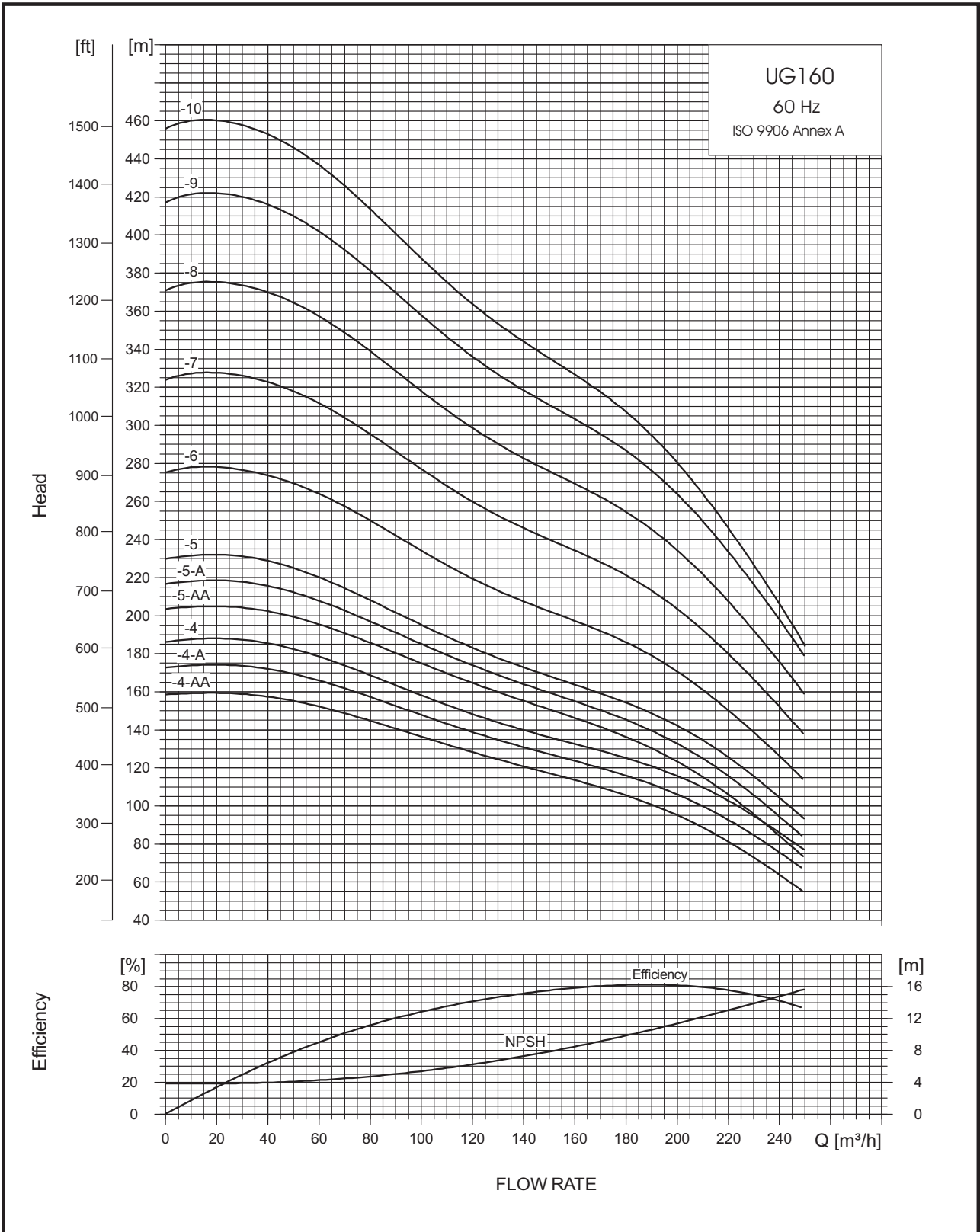
UG125 - Power Curve



UG160 - Performance Curve

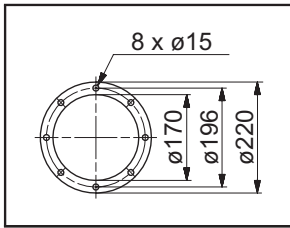
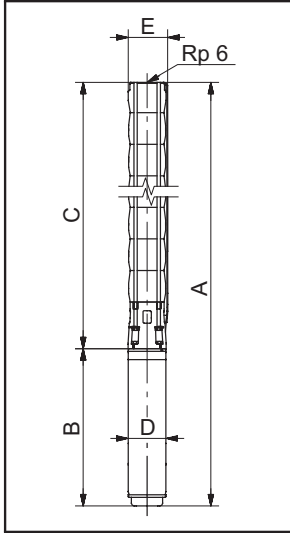


UG160 - Technical Data



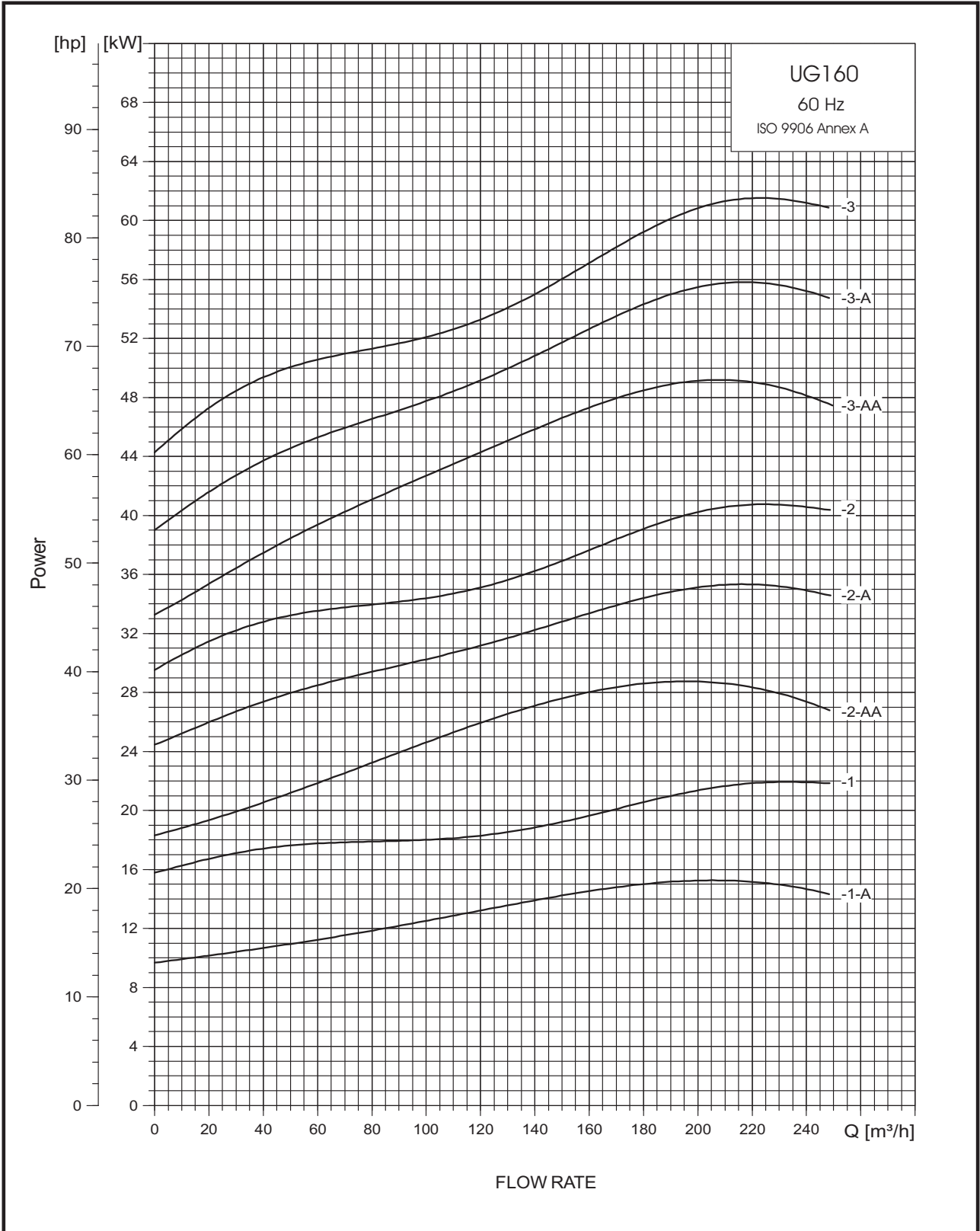
UG160 - Performance Curve

Dimensions and Weights

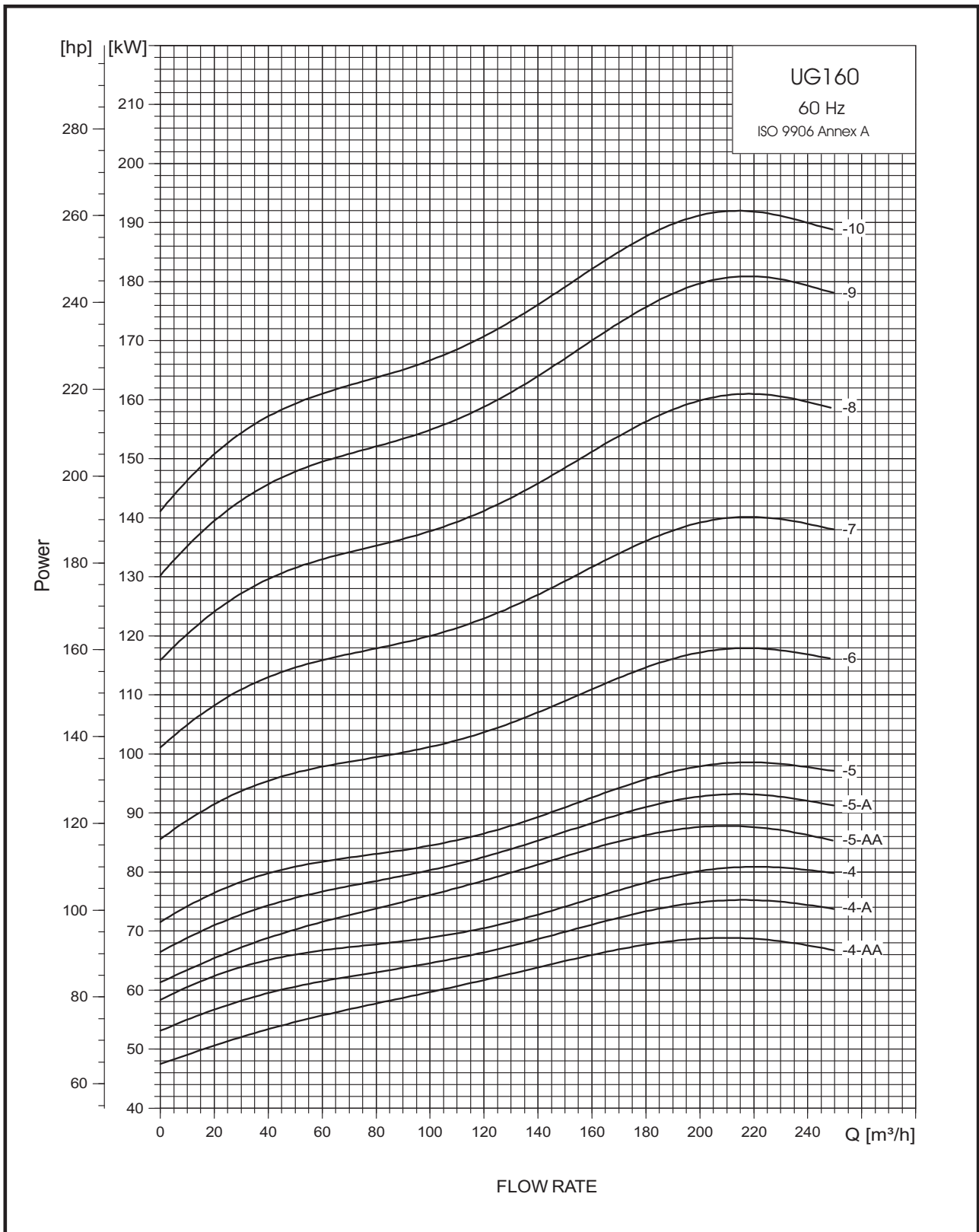


PUMP TYPE	MOTOR		DIMENSIONS									
	TYPE UGM.... (inch/HP)	POWER (KW/HP)	6" Connection (RP/NPT)				6" Flange				B	D
			A	C	E*	E**	A	C	E*	E**		
UG160-1-A	UGM6/20	15 / 20	1350	652	211	215	1350	652	222	226	698	143
UG160-1	UGM6/30	22 / 30	1464	652	211	215	1464	652	222	226	812	143
UG160-2-AA	UGM6/35	26 / 35	1681	807	211	215	1681	807	222	226	874	143
UG160-2-A	UGM8/50	37 / 50	1817	807	211	215	1817	807	222	226	1010	190
UG160-2	UGM8/50	37 / 50	1817	807	211	215	1817	807	222	226	1010	190
UG160-3-AA	UGM8/60	45 / 60	2025	963	213	219	2025	963	229	232	1062	190
UG160-3-A	UGM8/75	55 / 75	2131	963	213	219	2131	963	229	232	1168	190
UG160-3	UGM8/75	55 / 75	2131	963	213	219	2131	963	229	232	1168	190
UG160-4-AA	UGM8/85	63 / 85	2314	1118	213	219					1196	192
UG160-4-A	UGM8/100	75 / 100	2442	1118	213	219					1324	192
UG160-4	UGM8/100	75 / 100	2442	1118	213	219					1324	192
UG160-5-AA	UGM8/125	92 / 125	2743	1274	213	219					1469	192
UG160-5-A	UGM8/125	92 / 125	2743	1274	213	219					1469	192
UG160-5	UGM8/125	92 / 125	2743	1274	213	219					1469	192
UG160-6	UGM10/150	110 / 150	2874	1429	213	219					1445	230
UG160-7	UGM10/175	132 / 175	-	1715	227	247					-	230
UG160-8	UGM10/200	147 / 200	3545	1870	227	247					1675	230
UG160-9	UGM10/230	170 / 230	-	2026	227	247					-	230
UG160-10	UGM10/250	185 / 250	-	-	-	-	-	-	-	-	1784	230

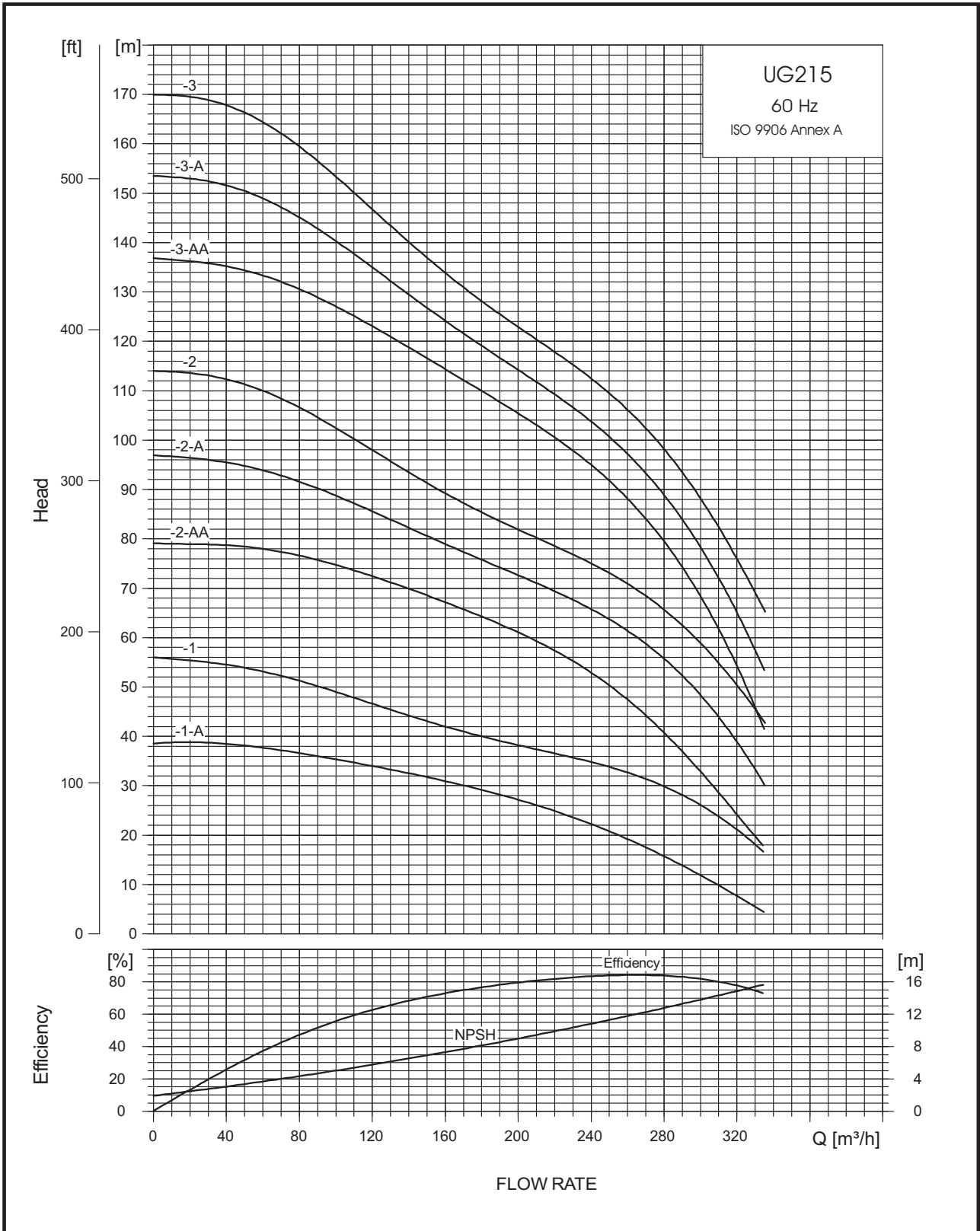
UG160 - Power Curve



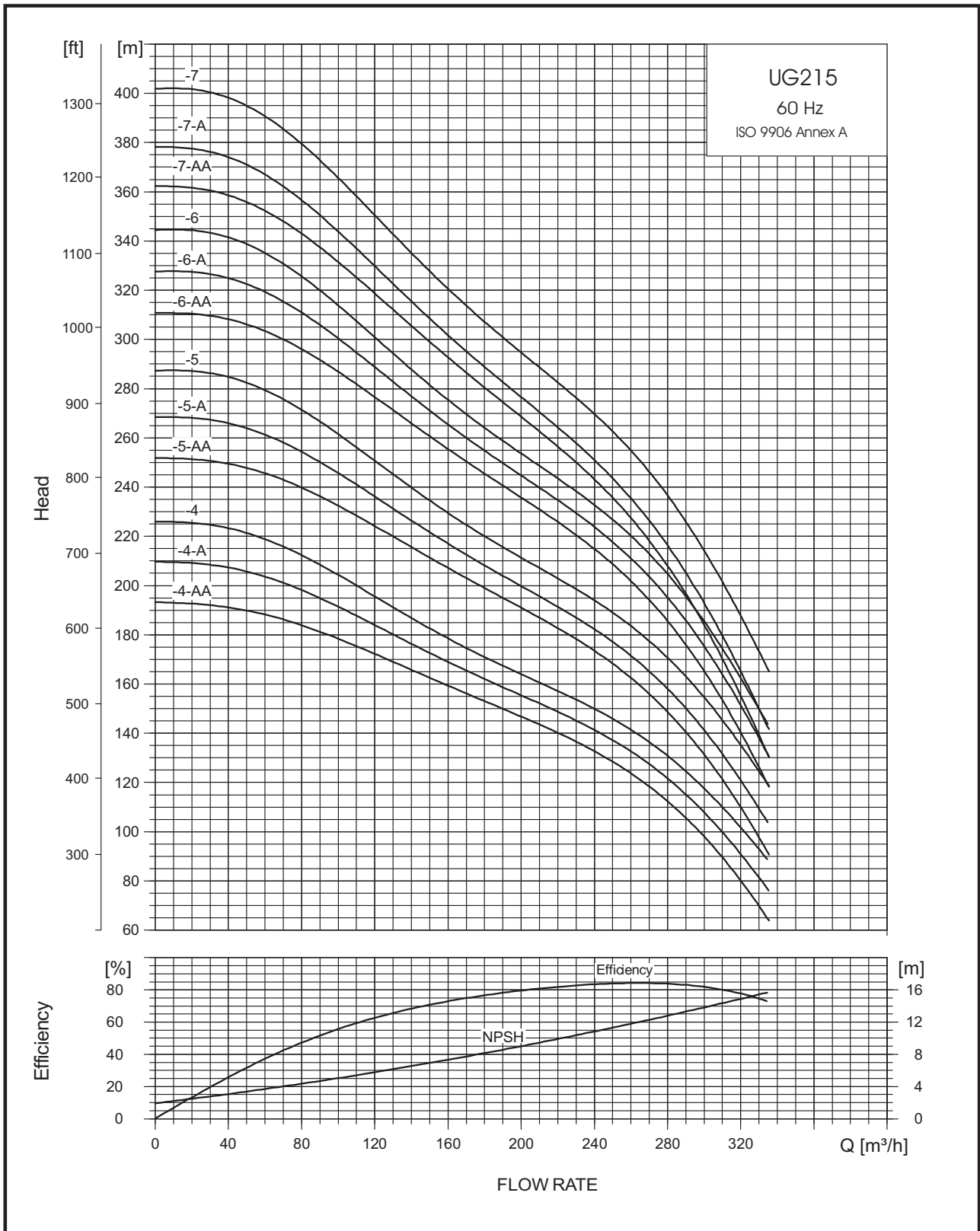
UG160 - Power Curve



UG215 - Performance Curve

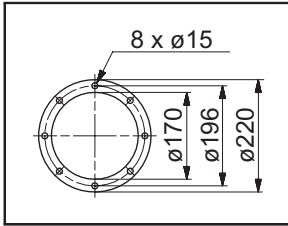
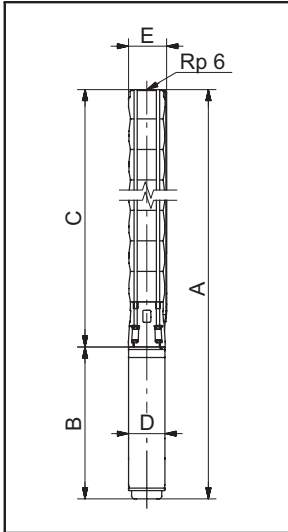


UG215 - Performance Curve



UG215 - Technical Data

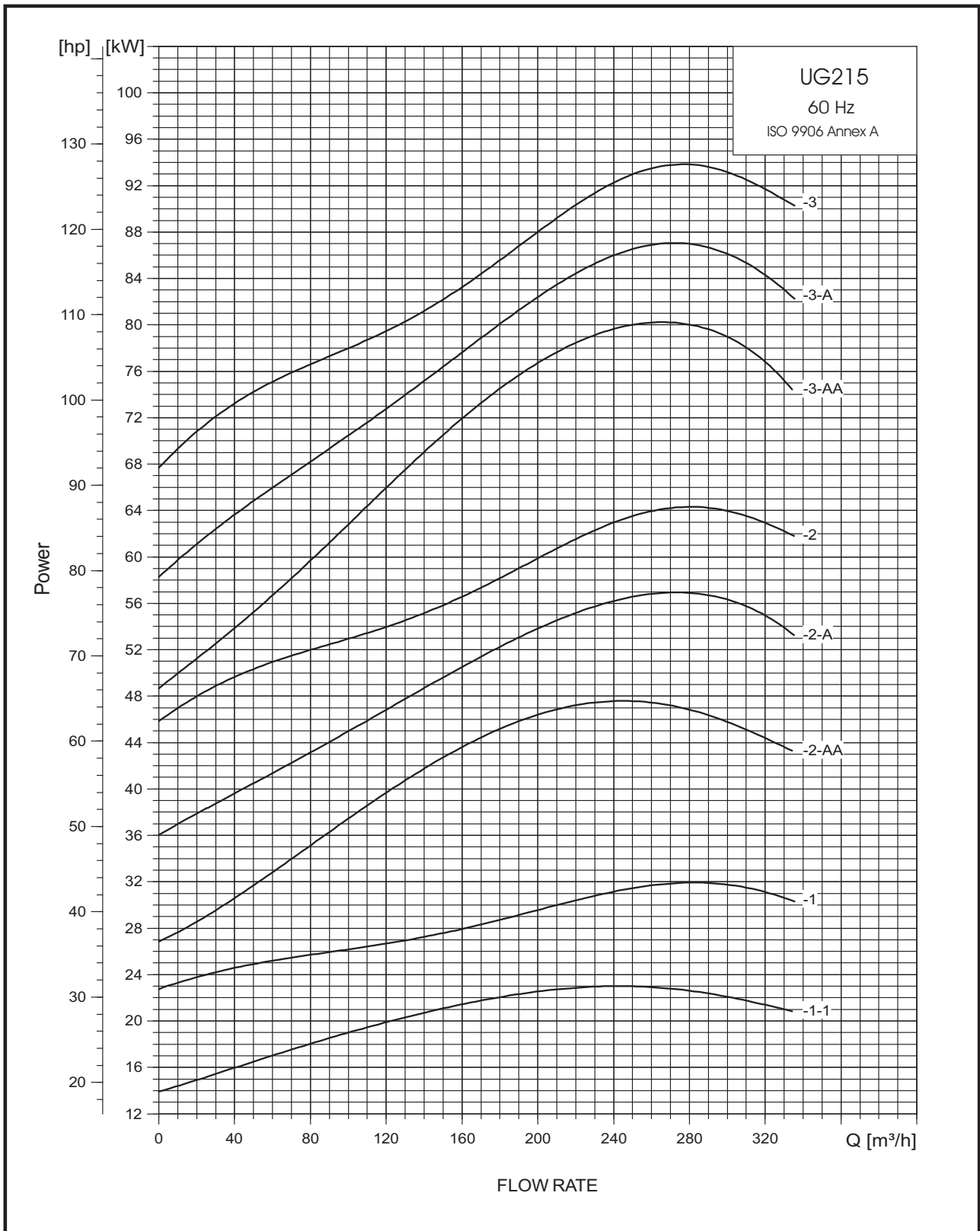
Dimensions and Weights



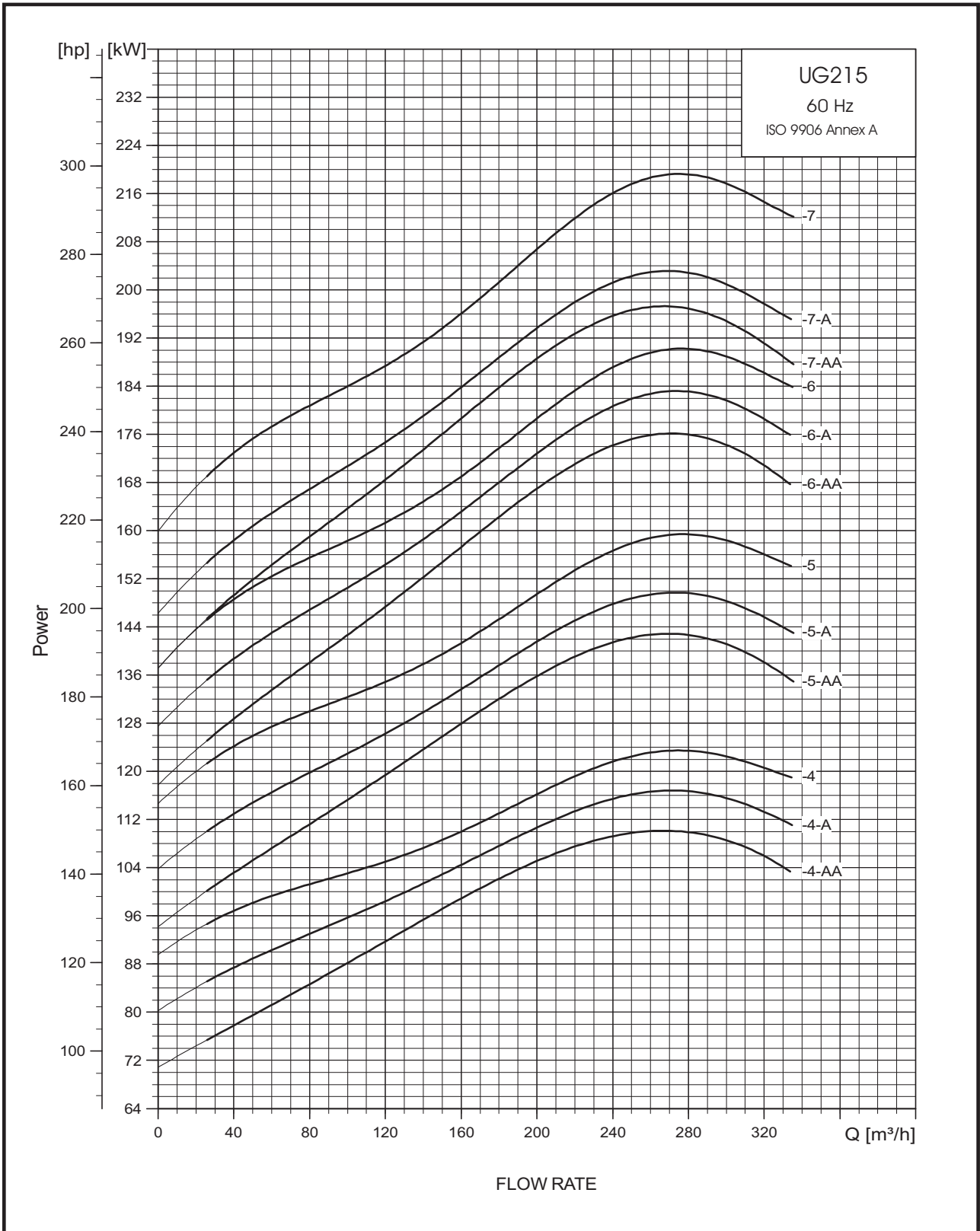
PUMP TYPE	MOTOR		DIMENSIONS									
	TYPE UGM.... (inch/HP)	POWER (KW/HP)	6" Connection (RP,NPT)				6" Flange				B	D
			A	C	E*	E**	A	C	E*	E**		
UG215-1-A	UGM6/30	22 / 30	1584	772	237						812	144
UG215-1	UGM6/40	30 / 40	1716	772	237	241					944	144
UG215-2-AA	UGM8/60	45 / 60	2010	948	237	241					1062	190
UG215-2-A	UGM8/75	55 / 75	2116	948	237	241					1168	190
UG215-2	UGM8/85	63 / 85	2144	948	213	219					1196	192
UG215-3-AA	UGM8/100	75 / 100	2448	1124	237	241					1324	192
UG215-3-A	UGM8/125	92 / 125	2593	1124	237	241					1469	192
UG215-3	UGM8/125	92 / 125	2593	1124	237	241					1469	192
UG215-4-AA	UGM8/150	110 / 150	2867	1300	237	241					1567	192
UG215-4-A	UGM8/150	110 / 150	2867	1300	237	241					1567	192
UG215-4	UGM10/150	110 / 150	2745	1300	237	241					1445	230
UG215-5-AA	UGM10/175	132 / 175	-	1458	262	274					-	230
UG215-5-A	UGM10/175	132 / 175	-	1458	262	274					-	230
UG215-5	UGM10/200	147 / 200	3133	1458	262	274					1675	230
UG215-6-AA	UGM10/230	170 / 230	-	1652	262	274					-	230
UG215-6-A	UGM10/230	170 / 230	-	1652	262	274					-	230
UG215-6	UGM10/230	170 / 230	-	1652	262	274					-	230
UG215-7-AA	UGM10/250	185 / 250	-	-	-	-					1784	230
UG215-7-A	UGM10/250	185 / 250	-	-	-	-					1784	230
UG215-7	UGM12/300	220 / 300	-	-	-	-					-	-

- * Maximum diameter of pump with one motor cable
- ** Maximum diameter of pump with two motor cables
- On Request

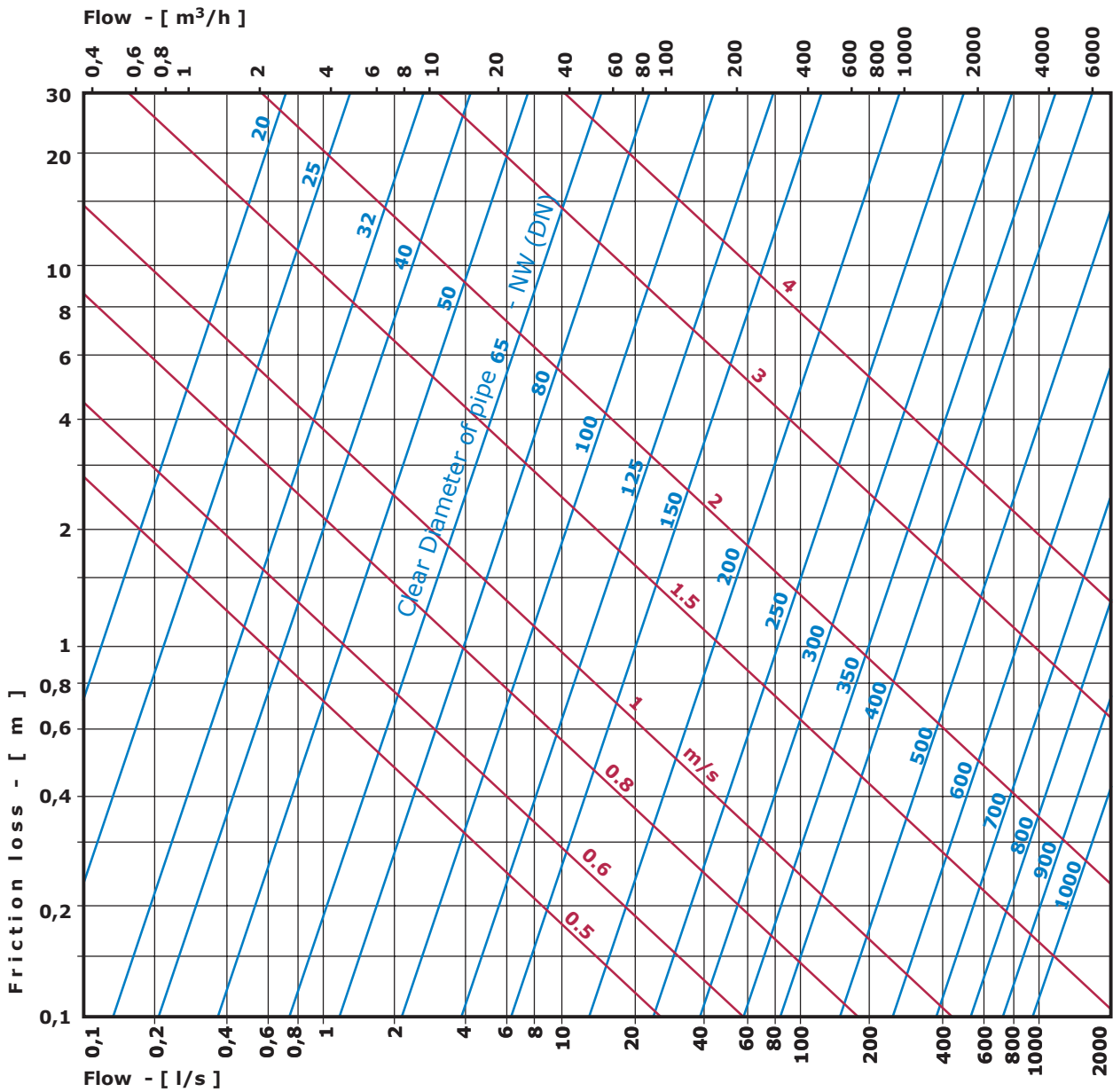
UG215 - Power Curve



UG215 - Power Curve



Friction Loss in Straight Pipework



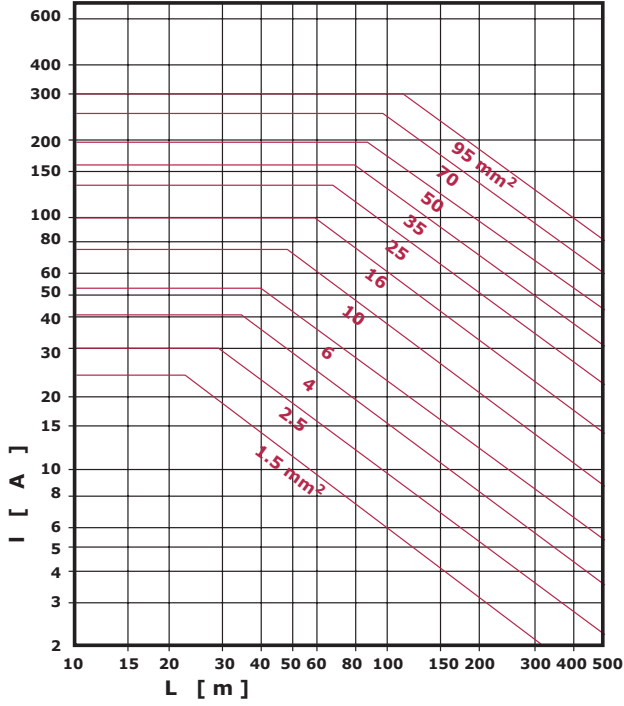
Friction loss in metres for 100m new pipeline of cast iron

The friction loss for:

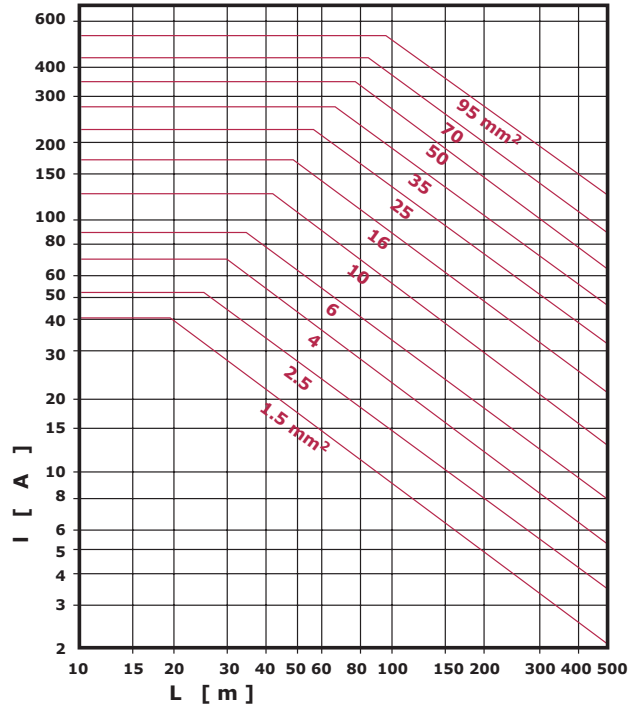
- New rolled steel pipes : 0.8 times
- New plastic pipes: 0.8 times
- Older, rusty cast iron pipes about: 1.25 times
- Pipes with encrustations up to: 1.7 times

Cable Selection Chart

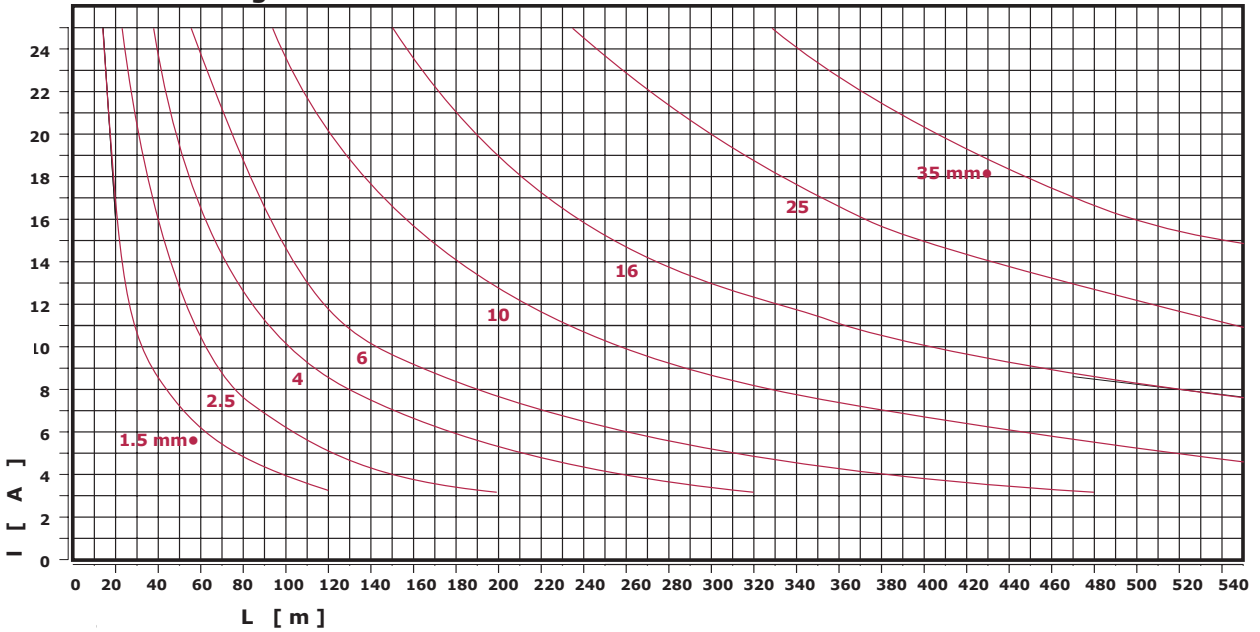
D.O.L. starting 400V multi-core cable




Star Delta starting 400V multi-core cable



D.O.L. starting 230V multi-core cable









Swiss Pump Company AG
Moosweg 36
CH - 3645 Thun - Gwatt
Switzerland
Tel. +41 33 223 11 00
Fax +41 33 223 11 22
mail@swisspump.com

www.swisspump.com